



R-32 Product Documentation Overview



As LG continues its transition to R-32 refrigerant, this document provides a consolidated resource to support your understanding of the latest product offerings and documentation.

Inside, you'll find the Multi-Position Air Handler and A-Coil brochure, Product Launch Guides, and a link to Submittals, all focused on R-32 products.

Use this material to stay up to date, simplify specification, and support confident communication with customers.



Table of contents:

Brochure

4.....Multi-Position Air Handler and A-Coil brochure

Product Launch Gides

24.....Multi-zone Outdoor
32.....Multi V
38.....Multi F Indoor
52.....Single-zone Systems

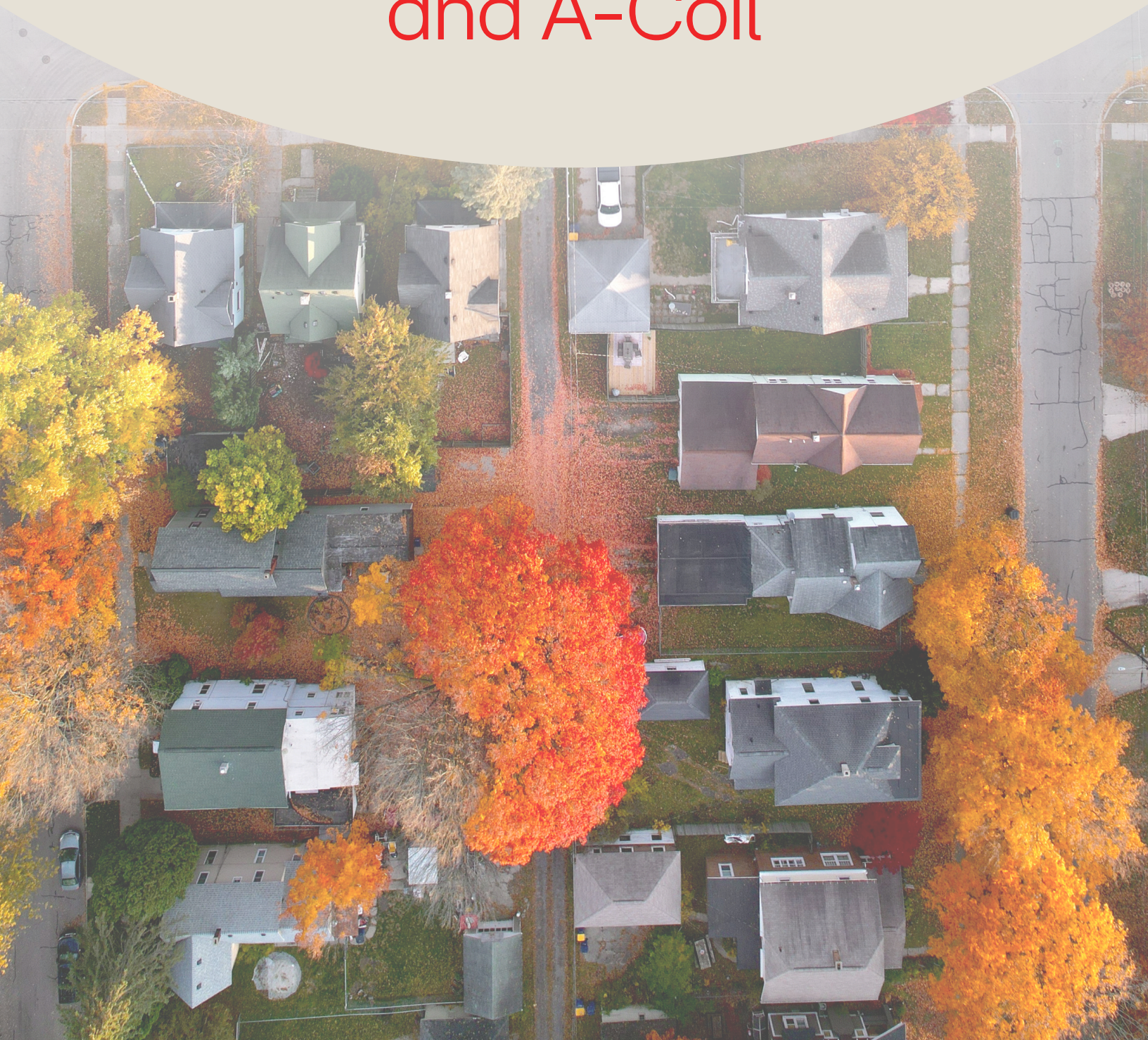
Submittals

Please scan this QR code or use this link - <https://media.us.lg.com/web/f04edbd82a95a917/r-32/> - You will be take to the R-32 Submittal Collection at LGHVAC.com. You can then search for the model number of the product you are looking for.





Multi-Position Air Handler Unit and A-Coil



Why LG

Experience the LG Difference

LG is a global leader in HVAC, delivering high-quality heating and cooling solutions for homes and businesses. Whether it's a single-zone system for a homeowner or a large-scale commercial setup, LG provides reliable, energy-efficient options to keep spaces comfortable year-round.

Performance You Can Count On

From our industry-leading inverter technology to the powerful heating performance of **LGRED®**, our solutions are designed for superior performance, keeping homeowners comfortable in any season.

Flexible Solution

Every home and project is different, which is why LG offers a wide range of product types—including ducted, duct-free, and hybrid options in single and multi zone configurations. Whether it's a new build or a retrofit, there's an LG system that fits.

Energy Efficiency That Pays Off

Many LG units are ENERGY STAR® certified and may qualify for rebates, helping homeowners reduce upfront costs. Plus, with efficient operation, they can help lower energy bills over time.

Smart Connectivity

With Wi-Fi-enabled indoor units and the LG ThinQ® app, homeowners can control their comfort from anywhere. And for even more convenience, LG products work with Amazon Alexa® and Google Assistant™ for voice control.

A Brand Homeowners Trust

From appliances to entertainment, LG is a name people know and trust. That same commitment to innovation and quality extends to our HVAC solutions, delivering comfort and performance backed by a brand with a strong reputation.



LG's Multi-Position Air Handler and A-Coil



These products offer year-round comfort with inverter-driven technology that optimizes energy use while maintaining consistent temperatures, even in extreme climates. Designed for flexibility, they accommodate various installation needs, whether for new construction or retrofit applications, providing options for most any home. With quiet operation, smart connectivity through the LG ThinQ® app, and eco-friendly refrigerants like R-32, these units deliver superior performance while keeping energy costs low. Plus, built-in features like tool-free filter access, an embedded Electronic Expansion Valve (EEV), and a refrigerant detection sensor enhance convenience, safety, and efficiency. Whether upgrading an existing system or installing a new one, LG's ducted family of products provide the perfect balance of innovation, sustainability, and comfort.



Efficiency & Performance:

- **Inverter Technology:** Optimizes energy use for consistent heating and cooling.
- **Cold Climate Capabilities:** Select models with **LGRED®** technology provide 100% heating capacity down to 5 °F and reliable operation down to -13 °F.
- **Low Sound Operation:** Advanced fan design provides quiet performance for a more comfortable home environment.

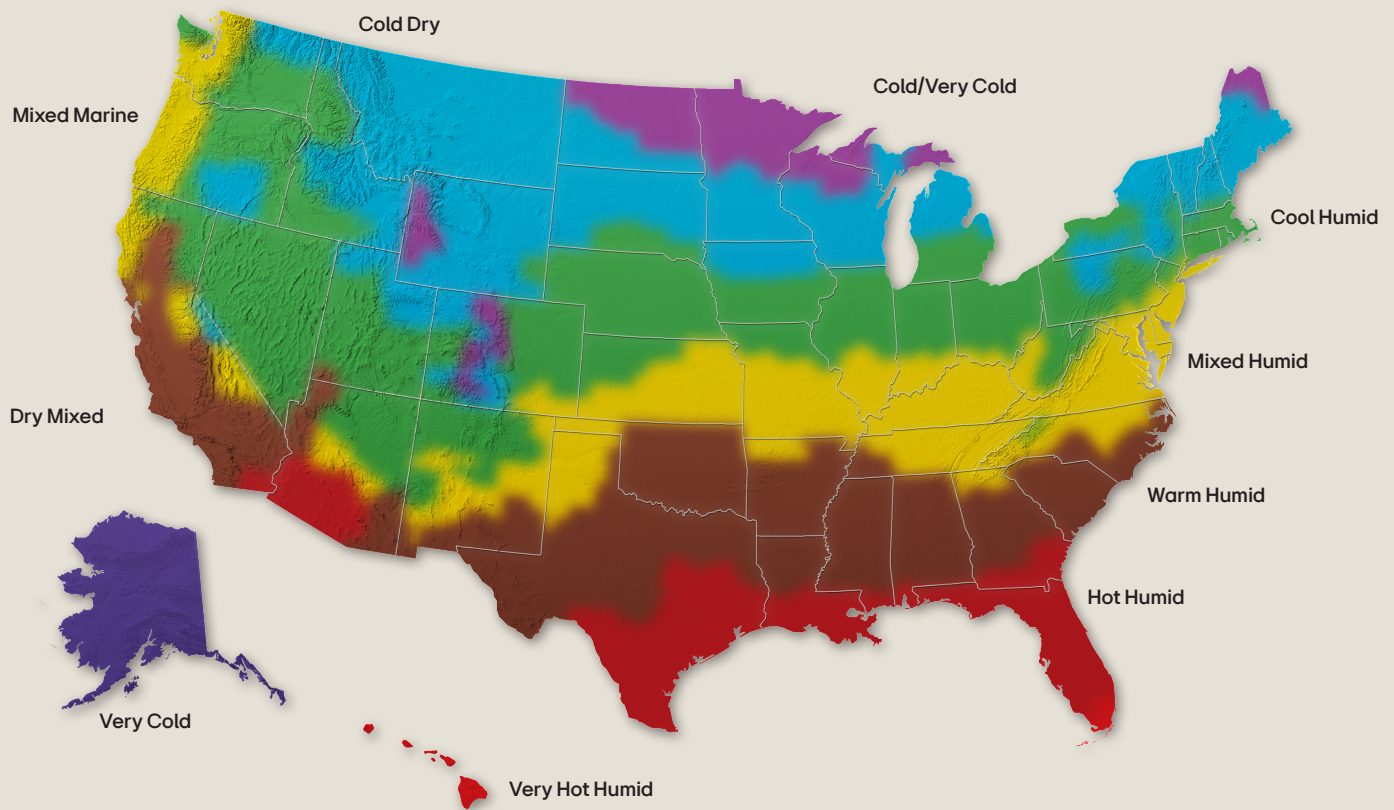
Smart and Flexible Design

- **Multi-Position Installation:** Supports upflow, downflow, and horizontal configurations for easy integration.
- **Compact A-Coil Option:** Space-saving design fits tight installation spaces without sacrificing efficiency.
- **Smart Connectivity:** Control some units remotely with the LG ThinQ® app and voice assistants like Alexa® and Google Assistant™.

Cost Savings & Sustainability

- **ENERGY STAR® Certified Models:** Many units qualify for rebates and incentives to lower upfront costs.
- **Low-GWP Refrigerants:** Uses R-32 refrigerant for lower environmental impact.
- **Dual-Fuel Compatibility:** The LG A-Coil works with most existing gas furnaces, simplifying dual fuel upgrades and allowing for optimized heating performance and fuel selection.

U.S. Climate Zones



Based on: Climate Zone Map from IECC 2021

North Options

- **Heat Pump** - **LGRED°** Select models provide 100% heating capacity down to 5 °F and reliable operation down to -13 °F
- **Heat Pump** - **LGRED°** + Electric Heater
- **Dual Fuel** - **LGRED°** + A-Coil added onto a current gas furnace
- **Dual Fuel** - **LGRED°** + A-Coil / Furnace

South Options

- **Heat Pump** - High Efficiency Multi-Position Air Handler Units
- **Dual Fuel** - High Efficiency Heat Pump + A-Coil
- **Heat Pump** - Contractor Value (CV) Multi-Position Air Handler Unit

Multi-Position Air Handler Unit

The LG Multi-Position Air Handler Unit (MPAHU), an essential component of our advanced inverter heat pump solution, provides a single source for both heating and cooling needs. This versatile unit can replace traditional furnaces and offers flexible installation options, making it ideal for both new and retrofit construction.

Innovative Coil Design: The factory-built indoor unit coils feature aluminum fins mechanically bonded to copper tubing, helping ensure efficient heat transfer. The factory pressure tests at least two coils and installs a condensate pan to provide reliability and performance.

Durable Casing: Constructed from 22-gauge metal with a high-gloss baked enamel finish, the casing is designed to be concealed behind a wall or above a finished ceiling. It includes 1/2-inch polystyrene fiber insulation on cold surfaces and access panels, reinforced foil-faced covering, and gasket seals to minimize air leaks.

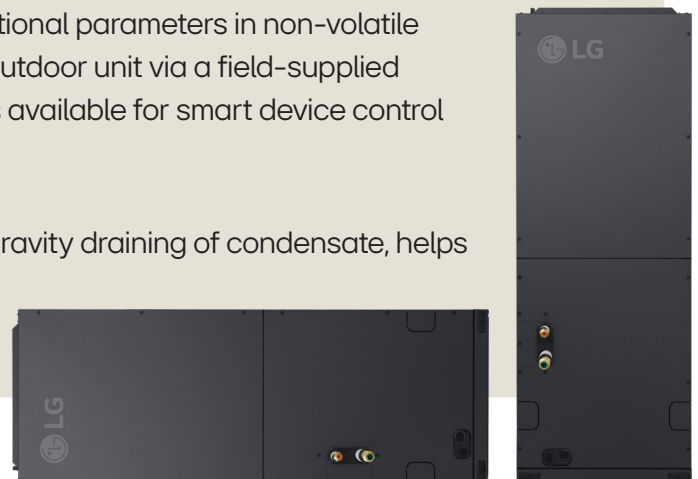
Flexible Airflow Configurations: Capable of operating in vertical upflow, vertical downflow, horizontal left discharge, or horizontal right discharge configurations, this unit meets diverse installation needs. Vertical downflow operation requires an optional conversion kit, and the unit can also accommodate an internal LG electrical strip heater.

Advanced Fan Assembly and Control: The integral fan assembly features galvanized steel housing and a forward curve fan wheel, driven by an BLDC (Brushless Digitally Controlled) fan for constant cubic feet per minute (CFM) delivery regardless of external static pressure. The fan speed is microprocessor-controlled with Low, Med, High, and Auto settings for both cooling and heating modes, ensuring optimal performance.

Efficient Filter Assembly: The unit includes a filter rack designed to hold a standard filter, with a guide for centering filters and front access for easy maintenance.

Microprocessor Control and Connectivity: An integrated control board ensures communication with the outdoor unit, storing all operational parameters in non-volatile memory. The control board can be connected to the outdoor unit via a field-supplied communication cable, and an optional Wi-Fi module is available for smart device control using the LG ThinQ® app.

Effective Condensate Management: Designed for gravity draining of condensate, helps provide efficient moisture management.



Multi-Position Air Handler Unit




LG ThinQ®: Control and monitor from anywhere, anytime*

Embedded Circuit Breaker:

No extra circuit breaker needed for electric heater

Various Heater Control:

Adjusts heating automatically based on weather conditions



Connectivity of Third-Party Accessories:

Embedded 24V transformer for easy integration

Slide-Out Fan: Easy fan motor replacement for faster maintenance

Embedded EEV: Integrated electronic expansion valve in both indoor and outdoor units


Improved Drain Hole: Compatible with U-trap drain hoses for better drainage

Tool-Free Filter Access:

Quick and easy filter replacement, no screws needed

R-32 Refrigerant Leakage Detector

Embedded: Built-in refrigerant monitoring



Smart, Quiet, and Flexible Comfort

The LG Multi-Position Air Handler Unit is designed to meet modern needs. With ThinQ™ technology, users can easily control and monitor the unit remotely from anywhere at any time*, providing maximum flexibility. Its innovative fan design contributes to quiet operation, making it ideal for quiet spaces. The sleek, stylish appearance adds a contemporary touch, allowing the unit to blend nicely into the home. This air handler prioritizes energy efficiency and reliability, featuring airtight construction that meets California Title 24 air leakage standards. With strong duct performance and a static pressure of 1 in. W.G., it delivers consistent airflow. The additional duct installation space simplifies the setup process. Furthermore, the four-way multi-position flexibility offers a variety of installation options, making this product an excellent choice for nearly any application.



Flexible Setup


The LG Multi-Position Air Handler features convertible vertical upflow, downflow, or horizontal air distribution, allowing for flexible installation. With this four-way configurable unit, homeowners who prefer traditional ducted infrastructure can still benefit from inverter technology. Contractors can install it in a way that best suits the application. Downflow kit required for downflow installation.



Both the outdoor unit and indoor unit have an Electronic Expansion Valve (EEV)

Optimized performance and energy saving

The enhanced Multi-Position Air Handler Unit includes Electronic Expansion Valves (EEV). EEVs in both the outdoor and air handler units improve the system's efficiency and precision in temperature control, leading to optimized performance and potential energy savings.



Capacity	12 kBtu/h	18 kBtu/h	24 kBtu/h	30 kBtu/h	36 kBtu/h	42 kBtu/h	48 kBtu/h
Indoor Unit	KNSLB121A 	KNSLA181A 	KNSLA241A 	KNSLA301A 	KNSLA361A 	KNSLB421A 	KNSLB481A 
Outdoor Unit	KUSXA121A 	KUSXA181A 	KUSXA241A 	KUSXA301A 	KUSXA361A 	KUSXA422A 	KUSXA482A 

Capacity	12 kBtu/h	18 kBtu/h	24 kBtu/h	30 kBtu/h	36 kBtu/h	42 kBtu/h	48 kBtu/h	60 kBtu/h
Indoor Unit	KNSLB121A 	KNSLB181A 	KNSLB241A 	KNSLB301A 	KNSLB361A 	KNSLB421A 	KNSLB481A 	KNSLB601A 
Outdoor Unit	KUSXB121A 	KUSXB181A 	KUSXB241A 	KUSXB301A 	KUSXB361A 	KUSXB421A 	KUSXB481A 	KUSXB601A 



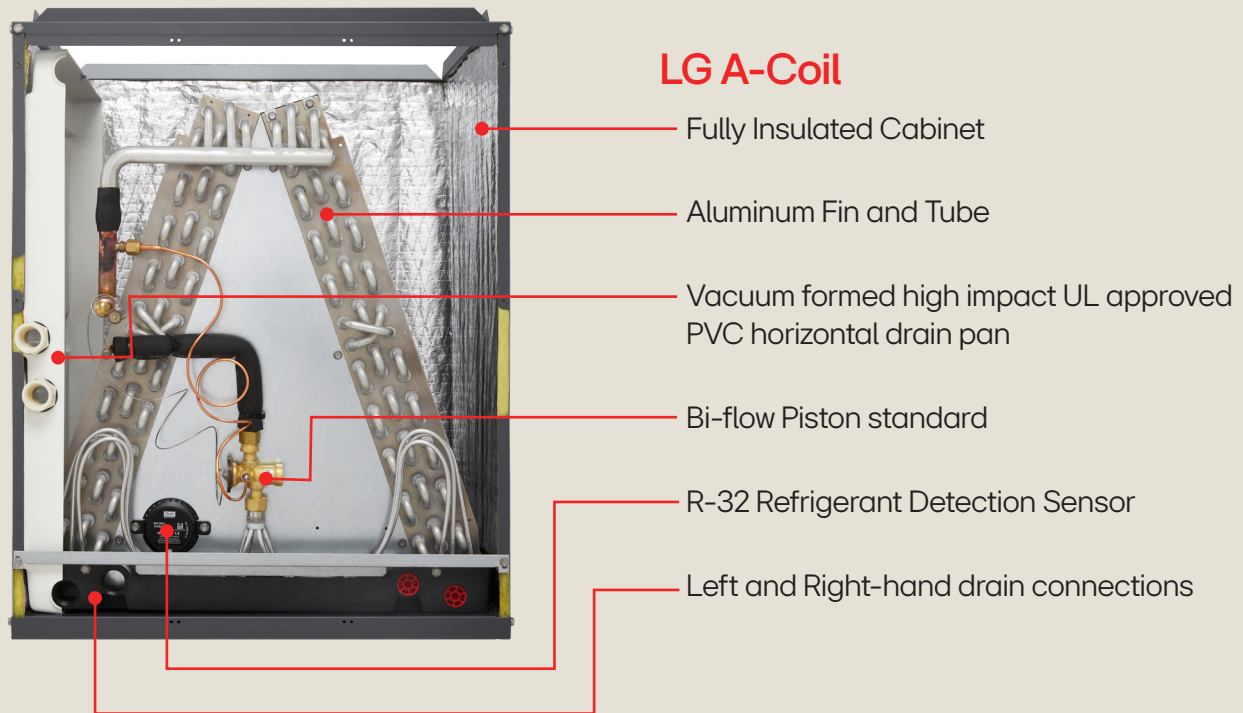


LG A-Coil

Upgrade your home's heating and cooling system with the LG A-Coil. Designed for efficient performance, easy installation, and long-term reliability, the LG A-Coil is compatible with existing gas furnaces and optimizes comfort in any climate. With multi-position installation and AHRI-rated efficiency, the LG A-Coil delivers year-round comfort while supporting a dual-fuel system for reduced fossil fuel use and lower emissions. Its built-in Thermal Expansion Valve (TXV) and R-32 refrigerant detection sensor enhance performance.

The LG A-Coil features a compact, low-height design, making it a space-saving option for various installations. It works with both standard and **LGRED°** outdoor units, giving homeowners flexible options based on their climate needs. For those in colder regions, **LGRED°** outdoor units deliver high-performance heating even in extreme cold temperatures, providing reliable comfort in sub-zero conditions.

With AHRI certification and compatibility with high Annual Fuel Utilization Efficiency (AFUE) rated gas furnaces, the LG A-Coil helps homeowners achieve optimal heating performance and potential energy savings.

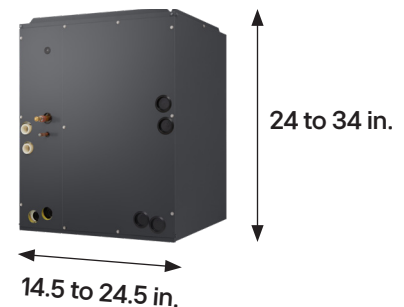


Key Features:

- **Compact, Space-Saving Design:** Low height for easier installation in tight spaces.
- **Flexible Installation:** Supports upflow, downflow, and horizontal configurations.
- **Energy Efficient:** AHRI-rated for compatibility with heat pump systems.
- **LGRED° Compatibility:** Works with LGRED° outdoor units for reliable cold-climate heating.
- **Cost Savings:** Works with existing gas furnaces, reducing upgrade costs.
- **Reliable Performance:** Features a durable aluminum coil for long-lasting operation.
- **Smart Design:** Includes a built-in Thermal Expansion Valve (TXV) and plenum flange.
- **Sustainable Comfort:** Supports dual-fuel systems for lower gas usage and reduced emissions.
- **AHRI Certified and AFUE Compatible:** Works with high-AFUE rated gas furnaces to maximize heating efficiency.
- **Potential ENERGY STAR® Qualification:** Select models may qualify for ENERGY STAR® or ENERGY STAR® Cold Climate, depending on specifications.

Size and Positioning:

LG's high efficiency Multi-Position A-Coil and cabinet is designed to be installed with any gas furnace. The LG A-Coil's compact design makes installation easier, especially in tight spaces. With a height range of 24 to 34 inches, it provides more flexibility for a variety of applications without sacrificing performance.




Flexible Installation:

Designed for versatility, our unit can be installed in either a vertical or horizontal configuration to fit your space. The A-Coil supports vertical up-flow, down-flow, or horizontal air distribution, ensuring seamless integration into any home layout.



Vertical
Upflow



Vertical
Downflow



Horizontal
Left



Horizontal
Right



	Capacity (kBtu/h)	18		24		30	36		42	48		60	
	Size	14.5"	17.5"	17.5"	17.5"	17.5"	17.5"	21"	21"	21"	24.5"	21"	24.5"
LGR [®]	Indoor Unit	LKMMMA18A1	LKMMMA18B1	LKMMMA24B1	LKMMMA24B1	LKMMMA30B1	LKMMMA36B1	LKMMMA36C1	LKMMMA42C1	LKMMMA48C1	LKMMMA48D1	NA	NA
	Outdoor Unit	KUSXA181A	KUSXA181A	KUSXA241A	KUSXA301A	KUSXA301A	KUSXA361A	KUSXA361A	KUSXA422A	KUSXA482A	KUSXA482A	NA	NA
	ENERGY STAR [®] North	✓✓	✓✓	-	✓✓	✓✓	✓✓	✓✓	✓✓	✓✓	✓✓	Not Applicable	Not Applicable
	ENERGY STAR [®] South	✓	✓	-	✓	✓	✓	✓	✓	✓	✓	Not Applicable	Not Applicable
	Tax Credit	-	-	-	-	-	-	Both	Both	-	Both	Not Applicable	Not Applicable
High Efficiency	Indoor Unit	LKMMMA18A1	LKMMMA18B1	LKMMMA24B1	LKMMMA30B1	LKMMMA36B1	LKMMMA36C1	LKMMMA42C1	LKMMMA48C1	LKMMMA48C1	LKMMMA48D1	LKMMMA60C1	LKMMMA60D1
	Outdoor Unit	KUSXB181A	KUSXB181A	KUSXB241A	KUSXB301A	KUSXB361A	KUSXB361A	KUSXB421A	KUSXB481A	KUSXB601A	KUSXB481A	KUSXB601A	KUSXB601A
	ENERGY STAR [®] North	-	-	✓✓	-	✓✓	✓✓	✓✓	✓✓	✓✓	✓✓	✓✓	-
	ENERGY STAR [®] South	-	✓	✓	-	✓	✓	✓	-	✓	-	-	-



ENERGY STAR[®] is a joint program of the U.S. Environmental Protection Agency (EPA) and the U.S. Department of Energy (DOE) created to promote energy-efficient products and practices. The ENERGY STAR[®] logo helps homeowners identify which products meet energy efficiency performance levels set by U.S. EPA and U.S. DOE. Proper sizing and Installation of equipment is critical to achieve optimal performance. Split system air conditioners and heat pumps (excluding ductless systems) must be matched with appropriate coil components to meet ENERGY STAR[®] criteria. Ask your contractor for details or visit www.energystar.gov.

Select LG air conditioning systems may make homeowners eligible for equipment-related tax benefits and credits. Visit rebates.lghvac.com to see if your LG Air Conditioning System qualifies.

For the most up-to-date list of ENERGY STAR[®] models, visit the AHRI Directory at ahridirectory.org.

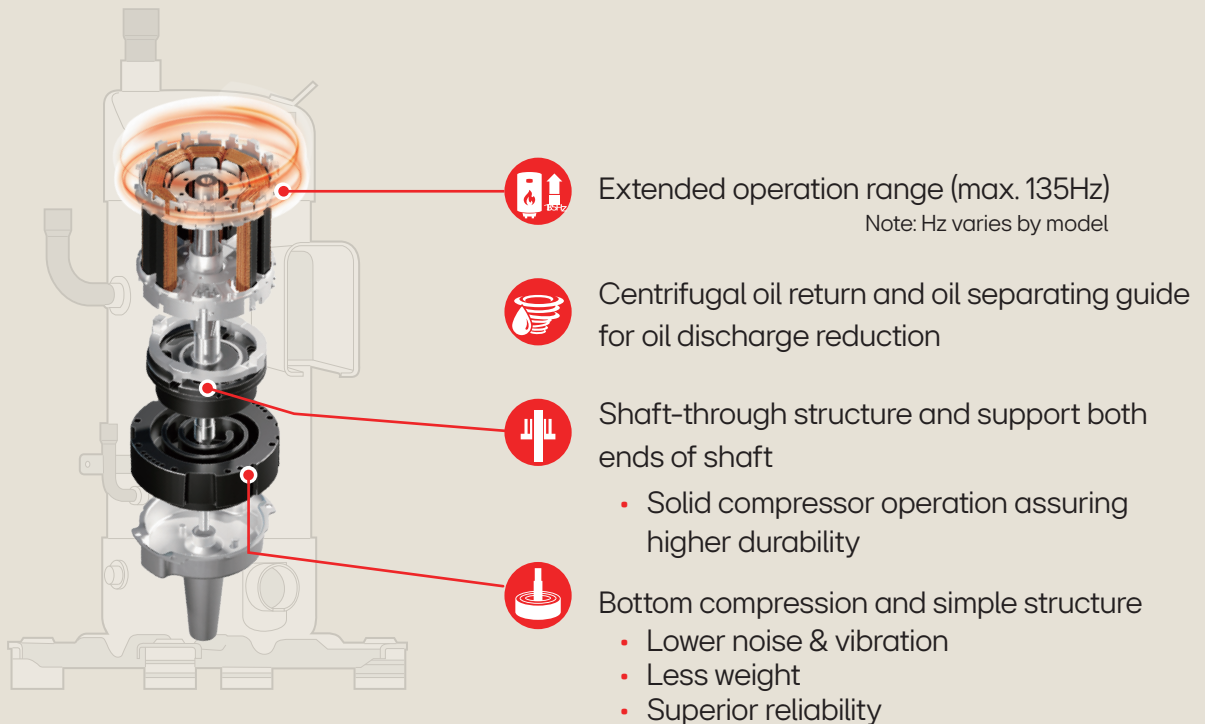






LG's Advanced Outdoor Unit Technology

R1 Compressor™ technology offers advanced efficiency, reliability, and operational range due in part to the enhanced tilting motion of the scroll.



Highly Efficient Heating and Cooling


The LG Inverter Heat Pump delivers high-efficiency heating and cooling, using inverter compressors to optimize refrigerant flow and reduce energy consumption, even in extreme temperatures. With a wide operating range and a low-sound design, it enhances comfort while maintaining a smaller footprint than traditional unitary outdoor units.

The LG R1 Compressor stands out as a breakthrough in HVAC technology, merging the benefits of both scroll and rotary compressors for enhanced efficiency, durability, and performance. Its shaft-through structure minimizes internal pressure loss, while its hybrid scroll design optimizes energy use and reduces noise. The variable-speed operation ensures precise performance adjustments, leading to potential energy savings. Additionally, the bottom compression design improves oil circulation, enhancing long-term reliability.

LG's Smart Injection is a proprietary technology that optimizes refrigerant phase management for superior heating performance. Unlike traditional Vapor Injection, which injects refrigerant vapor mid-cycle to boost output in extreme cold, Smart Injection separates gaseous refrigerants from the heat exchanger, so that only denser liquid-phase refrigerant enters the compressor. This increases refrigerant flow density without adding extra workload to the compressor, leading to higher heating capacity and better efficiency.

When paired with some **LGRED°** models, Heat Technology delivers 100% heating capacity at 5 °F and reliable operation down to -13 °F. LG's outdoor HVAC units set a new standard for cold-climate performance. **LGRED°** ensures that heating remains powerful and efficient even in extreme temperatures, making it ideal for homeowners in harsh winter conditions. By integrating the R1 Compressor, Smart Injection, Vapor Injection, and **LGRED°** Heat Technology, LG's outdoor HVAC units ensure heating in extreme cold, potential energy savings without sacrificing power, and quieter operation compared to traditional systems. The result is an HVAC solution that delivers efficiency, reliability, and comfort, making LG a top choice for homeowners seeking cutting-edge in heating and cooling technology.


Note: Not all models include Smart Injection, Vapor Injection or the R1 Compressor.



Embedded Communication Kit

The A-Coil Embedded Communication Kit enables coordination between the A-Coil, gas furnace, and heat pump, creating a true dual-fuel system. Built into all compatible outdoor units, the kit continuously monitors environmental conditions via the outdoor unit and system performance to determine whether the gas furnace or heat pump is the most efficient heating source at any given time. This intelligent operation brings energy efficiency, enhances comfort, and ensures seamless performance.

- **Embedded:** The Communication Kit is built into all compatible outdoor units.
- **Compatibility:** Connects easily to your existing gas furnace.
- **Cost Savings:** No need to purchase extra accessories.
- **Convenience:** Saves installation space with an embedded design.





LG ThinQ®

Whenever, wherever, and no matter how many HVAC units you have, LG ThinQ® lets you easily access and control your heating and cooling solution from your compatible smart device*.

Using Wi-Fi, LG ThinQ® links smart products together so that they can work in unison to make your home smarter and more connected. The LG ThinQ® app allows you to control the comfort of each individual area of the home without sacrificing efficiency. Its Smart Diagnosis™ function allows you to troubleshoot problems. Additionally, you can receive maintenance alerts to wash each indoor unit filter based on an established schedule. You can also connect to both Amazon Alexa® and Google Assistant™ for voice-activated convenience.

New levels of control and convenience simplify everyday life and free up time so that you can stay focused on what matters.



*Requires Internet, Wi-Fi, or cellular access.



LG Electronics USA, Inc.

Air Conditioning Technologies

4300 North Point Parkway, Alpharetta, GA 30022

www.LGHVAC.com

Visit LGHVAC.com for more information. Product specifications may be changed or modified from time to time by LGEUS in its sole discretion.

Legal Disclaimer: All material provided herein is for informational or educational purposes only. It is not intended to be a substitute for professional advice. Please consult with your contractor, engineer or design professionals for application to your system. For continual product development, LG Electronics U.S.A., Inc., reserves the right to change specifications without notice. For more technical materials such as submittals, engineering manuals, and catalogs, visit www.lghvac.com. The information provided about third party products, references to third party brands, and links to third party websites is for informational purposes only and does not constitute an endorsement or recommendation, or any offer or solicitation to buy or sell any third-party services or products of any kind.

Proprietary Data Notice: This document, as well as all reports, illustrations, data, information, and other materials contained herein contain LG confidential and proprietary information and are disclosed only in confidence.

LG, the LG logo, LG Life's Good, LGRED®, LG ThinQ are trademarks of LG Corp. Amazon Alexa is a trademark of Amazon.com, Inc. Apple is a trademark of Apple Inc. Google Assistant is a trademark of Google LLC. ENERGY STAR and the ENERGY STAR mark are registered trademarks owned by the U.S. Environmental Protection Agency, International Code Council and International Energy Conservation Code are trademarks of the International Code Council, Inc. All other trademarks are the property of their respective owners.


© LG Electronics USA, Inc. ALL RIGHTS RESERVED.



Multi F Outdoor Unit WITH LGRED°



Residential Single-Zone



Models: KUMXA181A, KUMXA241A, KUMXA301A

Cooler Summers, Warmer Winters, Smarter Living

The Multi F with **LGRED°** heat pumps feature **LGRED°** heat technology, delivering dependable heating even in extreme winter conditions. **LGRED°** heat technology delivers continuous heating operation down to -13 °F. These compact and versatile units are compatible with ducted, duct-free, or a mix of either indoor units. Connecting of two, three, or four indoor units, they are ideal for residential and light commercial applications.

- **LGRED° Heat Technology:** Provides reliable heating performance in cold winter weather.
- **Support for Multiple Indoor Units:** Enables personalized comfort across multiple zones.
- **Flexible Design:** Compatible with mixed, ducted, and duct-free indoor units for diverse installation needs.
- **Quiet Operation:** Minimizes noise for a more comfortable environment.

Life's Good.

LGRED°



Multi F Outdoor Unit

WITH LGRED®



Residential Multi-Zone

Specification			18 kBtu/h	24 kBtu/h	30 kBtu/h
Outdoor Unit			KUMXA181A	KUMXA241A	KUMXA301A
Capacity	Cooling Capacity (Min ~ Rated ~ Max)	Btu/h	8,400-18,000-19,980	8,400-24,000-30,000	8,400-28,400-34,080
	Heating Capacity (Min ~ Rated ~ Max)	Btu/h	10,248-22,000-24,000	10,248-26,000-31,200	10,248-30,000-36,000
	SEER2 (Non-Ducted / Ducted / Mixed)		20.0 / 17.0 / 18.5	21.0 / 18.5 / 19.8	20.0 / 18.5 / 19.3
	EER2 (Non-Ducted / Ducted / Mixed)		13.5 / 12.0 / 12.8	13.5 / 12.5 / 13.0	12.5 / 11.7 / 12.1
	HSPF2 (Non-Ducted / Ducted / Mixed)		9.8 / 9.0 / 9.4	9.8 / 9.5 / 9.7	9.8 / 9.5 / 9.7
	COP @ 47 °F (Non-Ducted / Ducted / Mixed)		3.60 / 3.36 / 3.48	3.66 / 3.63 / 3.65	3.74 / 3.74 / 3.74
	COP @ 17 °F (Non-Ducted / Ducted / Mixed)		2.59 / 2.50 / 2.55	2.80 / 2.80 / 2.80	2.90 / 2.90 / 2.90
Power	Voltage	V, Hz, Ø	208/230, 60, 1	208/230, 60, 1	208/230, 60, 1
	Cooling Power Input	kW	0.875-1.330-1.862	0.936-1.780-2.638	0.945-2.270-3.372
	Heating Power Input	kW	1.001-1.790-2.506	1.233-2.080-3.090	1.299-2.350-3.487
	MCA, MOCP	A	22.7 / 30	23.1 / 30	23.5 / 30
	Rated Amps	A	17.65	17.65	17.65
	Power Supply Wiring Outdoor Unit	No. x AWG	3 x 12	3 x 12	3 x 12
	Power Wiring / Comm. Wiring (ODU to IDU)	No. x AWG	3 x 14 / 2 x 18	3 x 14 / 2 x 18	3 x 14 / 2 x 18
Operation Range	Heating Operation Range	°F WB	-13 to 64	-13 to 64	-13 to 64
	Cooling Operation Range	°F DB	14 to 118	14 to 118	14 to 118
	With Optional Wind Baffle	°F DB	-4 to 118	-4 to 118	-4 to 118
Dimensions	Dimensions (W x H x D)	in	37 ¹³ / ₃₂ x 32 ²⁷ / ₃₂ x 13	37 ¹³ / ₃₂ x 32 ²⁷ / ₃₂ x 13	37 ¹³ / ₃₂ x 32 ²⁷ / ₃₂ x 13
Weight	Weight (Net/Shipping)	lbs	147.7 / 165.3	149.9 / 167.6	152.1 / 169.8
Unit Data	Refrigerant Type		R32	R32	R32
	Compressor Type x Quanity		Scroll x 1	Scroll x 1	Scroll x 1
	Sound Pressure (Cooling / Heating)	dB(A)	50 / 54	52 / 55	52 / 55
	Maximum Air Volume	CFM	2,119	2,119	2,119
	Connectable IDUs (Min / Max)	Qty	2 / 2	2 / 3	2 / 4
	Connected Capacity (Min / Max)	Btu/h	14,000 / 24,000	14,000 / 33,000	14,000 / 40,000
	Liquid Pipe Connection	in	1/4 Flare x 2	1/4 Flare x 3	1/4 Flare x 4
Piping	Vapor Pipe Connection	in	3/8 Flare x 2	3/8 Flare x 3	3/8 Flare x 4
	Maximum Total Pipe Length	ft	164	246.1	246.1
	Minimum Pipe Length (No Additional Refrigerant)	ft	82	123	123
	Maximum Pipe Length ODU to IDU	ft	9.8 / 82.0	9.8 / 82.0	9.8 / 82.0
	Maximum Elevation ODU to IDU	ft	49.2	49.2	49.2
	Maximum Elevation IDU to IDU	ft	24.6	24.6	24.6
	Factory Charge of R32	oz	77.6	84.7	84.7
	Additional Refrigerant	oz/ft	0.22	0.22	0.22
	Condensation Line (OD, ID)	in	1- ¹ / ₄ , 1	1- ¹ / ₄ , 1	1- ¹ / ₄ , 1

LG Electronics USA, Inc.

Air Conditioning Technologies
4300 North Point Parkway Alpharetta, GA 30022
www.lghvac.com



Residential Multi-Zone Proper sizing and installation of equipment is critical to achieve optimal performance. Split system air conditioners and heat pumps (excluding ductless systems) must be matched with appropriate coil components to meet ENERGY STAR® criteria. Ask your contractor for details or visit www.energystar.gov.

Legal Disclaimer: All material provided herein is for informational or educational purposes only. It is not intended to be a substitute for professional advice. Please consult with your contractor, engineer or design professionals for application to your system. For continual product development, LG Electronics U.S.A., Inc., reserves the right to change specifications without notice. For more technical materials such as submittals, engineering manuals, and catalogs, visit www.lghvac.com. The information provided about third party products, references to third party brands, and links to third party websites is for informational purposes only and does not constitute an endorsement or recommendation, or any offer or solicitation to buy or sell any third-party services or products of any kind.

The technical information shown is meant for licensed HVAC professionals with a working knowledge of the basic refrigeration cycle and the processes necessary to safely service air conditioning equipment sold by LG in the continental United States, Alaska, and Hawaii. Installation and any service work performed must be done by a qualified contractor who has completed LG training to install and repair the LG equipment. Due to LG's policy of continuous product innovation of LG HVAC products, the most current data may be accessed on our website www.LGHVAC.com. LG disclaims any and all responsibility for improper installation of LG products, and any other claims, damages or liabilities arising from dealings with the contractor(s), including those contractors which are part of LG's referral program. Please refer to Resources for more information on the product's limited warranty, which sets forth the full terms and conditions, including, but not limited to, requirements regarding the use of a qualified contractor.

LG, the LG logo, and LG Life's Good, are registered trademarks of LG Corp. ENERGY STAR and the ENERGY STAR mark are registered trademarks owned by the U.S. Environmental Protection Agency. AHRI Certified is a registered trademark of the Air-Conditioning, Heating, and Refrigeration Institute. The AHRI Certified® mark indicates LG Electronics (LG) participation in the AHRI Certification program. For verification of individual certified products, go to www.ahridirectory.org. CSA Group® is a registered trademark of Canadian Standards Association. All indoor and outdoor units are certified by the CSA Group. All other trademarks are the property of their respective owners.

LG Electronics U.S.A., Inc. Air Conditioning Technologies 4300 North Point Parkway, Alpharetta, GA 30022 www.lghvac.com Visit LGHVAC.com for more information. Product specifications may be changed or modified from time to time by LGEUS in its sole discretion.

Copyright © 2025 LG Electronics U.S.A., Inc. ALL RIGHTS RESERVED.


**LG**

Multi F Max Outdoor Unit

WITH **LGRED°**

**Residential Multi-Zone**

Ultimate Comfort, All-Season Performance



Models: KUMXA361A, KUMXA421A, KUMXA481A

The Multi F Max heat pumps feature **LGRED°** heat technology, delivering dependable heating even in extreme winter conditions. These units are compact and versatile outdoor units designed for compatibility with both ducted, duct-free, or a mix of indoor units. They support up to eight indoor units making them ideal for residential and light commercial applications. The Multi F series combines efficiency, flexibility, and comfort to suit a variety of climate control requirements. Requires a Branch Distribution Unit.

- **LGRED° Heat Technology:** Provides reliable heating performance in harsh winter weather.
- **Inverter Variable-Speed Compressor:** Maintains consistent temperatures while helping to reducing energy consumption.
- **Support for Multiple Indoor Units:** Enables personalized comfort across multiple zones.
- **Flexible Design:** Compatible with ducted and duct-free indoor units for diverse installation needs.
- **Quiet Operation:** Minimizes noise for a more comfortable environment.

Life's Good.

LGRED°

**LG**

Multi F Max Outdoor Unit

WITH LGRED®

**Residential Multi-Zone**

Specification			36 kBtu/h	42 kBtu/h	48 kBtu/h
Outdoor Unit			KUMXA361A	KUMXA421A	KUMXA481A
Capacity	Cooling Capacity (Min ~ Rated ~ Max)	Btu/h	10,800~36,000~47,000	10,800~42,000~53,000	10,800~48,000~58,000
	Heating Capacity (Min ~ Rated ~ Max)	Btu/h	12,420~45,000~50,000	12,420~48,000~54,500	12,420~52,500~59,000
	SEER2 (Non-Ducted / Ducted / Mixed)		22.0 / 19.0 / 20.5	21.5 / 19.0 / 20.3	20.5 / 18.5 / 19.5
	EER2 (Non-Ducted / Ducted / Mixed)		14.5 / 13.5 / 14.0	13.8 / 13.1 / 13.5	13.1 / 12.6 / 12.9
	HSPF2 (Non-Ducted / Ducted / Mixed)		11.0 / 10.0 / 10.5	11.0 / 10.0 / 10.5	10.5 / 10.0 / 10.3
	COP @ 47 °F (Non-Ducted / Ducted / Mixed)		4.00 / 3.57 / 3.77	3.80 / 3.52 / 3.65	3.62 / 3.45 / 3.53
	COP @ 17 °F (Non-Ducted / Ducted / Mixed)		2.38 / 2.76 / 2.75	2.54 / 2.60 / 2.57	2.47 / 2.66 / 2.56
Power	Voltage	V, Hz, Ø	208/230, 60, 1	208/230, 60, 1	208/230, 60, 1
	Cooling Power Input	kW	0.64~2.48~4.07	0.64~3.04~4.71	0.64~3.66~5.17
	Heating Power Input	kW	0.71~3.30~4.31	0.71~3.70~4.70	0.71~4.25~5.09
	MCA, MOCP	A	32.1 / 40	32.5 / 40	33.3 / 40
	Rated Amps	A	23.0	23.0	23.0
	Power Supply Wiring Outdoor Unit	No. x AWG	3 x 8	3 x 8	3 x 8
	Power Wiring / Comm. Wiring (ODU to IDU)	No. x AWG	3 x 14 / 2 x 18	3 x 14 / 2 x 18	3 x 14 / 2 x 18
	Power Wiring / Communication Wiring (BDU to IDU)	No. x AWG	3 x 14 / 2 x 18	3 x 14 / 2 x 18	3 x 14 / 2 x 18
Operation Range	Heating Operation Range	°F WB	-13 to 64	-13 to 64	-13 to 64
	Cooling Operation Range	°F DB	14 to 118	14 to 118	14 to 118
	With Optional Wind Baffle	°F DB	-14 to 118	-14 to 118	-14 to 118
Dimensions	Dimensions (W x H x D)	in	37 13/32 x 54 11/32 x 13	37 13/32 x 54 11/32 x 13	37 13/32 x 54 11/32 x 13
Weight	Weight (Net/Shipping)	lbs	218.3 / 239.2	218.3 / 239.2	218.3 / 239.2
Unit Data	Refrigerant Type		R32	R32	R32
	Compressor Type x Quantity		Scroll x 1	Scroll x 1	Scroll x 1
	Sound Pressure (Cooling / Heating)	dB(A)	53 / 55	54 / 56	54 / 56
	Maximum Air Volume	CFM	2,119 x 2	2,119 x 2	2,119 x 2
	Max. Number of Branch Distribution Units		2	2	2
	Connectable IDUs (Min / Max)	Qty	2 / 5	2 / 6	2 / 8
	Connected Capacity (Min / Max)	Btu/h	18,000 ~ 48,000	18,000 ~ 56,000	18,000 ~ 65,000
	Liquid Pipe Connection	in	3/8 Flare x 1	3/8 Flare x 1	3/8 Flare x 1
Piping	Vapor Pipe Connection	in	3/4 Flare x 1	3/4 Flare x 1	3/4 Flare x 1
	Maximum Total System Piping	ft	475.7	475.7	475.7
	Piping Length (No Additional Refrigerant Main+Branch)	ft	49.2 + 131.2	49.2 + 131.2	49.2 + 131.2
	Maximum Main Pipe Length (ODU to BDU)	ft	180.4	180.4	180.4
	Total Branch Piping (BDU to all IDUs)	ft	295.3	295.3	295.3
	Maximum Branch Pipe Length (Length between each BDU and IDU)	ft	49.2	49.2	49.2
	Maximum Outdoor Unit to Indoor Unit Pipe Length	ft	229.6	229.6	229.6
	Maximum Elevation between ODU and IDU	ft	98.4	98.4	98.4
	Maximum Elevation between IDU and IDU	ft	49.2	49.2	49.2
	Maximum Elevation between BDU and IDU	ft	32.8	32.8	32.8
	Maximum Elevation between BDU and BDU	ft	49.2	49.2	49.2
	Factory Charge of R32	lbs	148.2	148.2	148.2
	Additional Refrigerant Main Pipe	oz/ft	0.54	0.54	0.54
	Additional Refrigerant Branch Pipe	oz/ft	0.22	0.22	0.22
	Condensation Line (OD, ID)	in	1-1/4, 1	1-1/4, 1	1-1/4, 1

LG Electronics USA, Inc.

Air Conditioning Technologies

4300 North Point Parkway Alpharetta, GA 30022

www.lghvac.com

Residential Multi-Zone Proper sizing and installation of equipment is critical to achieve optimal performance. Split system air conditioners and heat pumps (excluding ductless systems) must be matched with appropriate coil components to meet ENERGY STAR® criteria. Ask your contractor for details or visit www.energystar.gov.

Legal Disclaimer: All material provided herein is for informational or educational purposes only. It is not intended to be a substitute for professional advice. Please consult with your contractor, engineer or design professionals for application to your system. For continual product development, LG Electronics U.S.A., Inc. reserves the right to change specifications without notice. For more technical materials such as submittals, engineering manuals, and catalogs, visit www.lghvac.com. The information provided about third party products, references to third party brands, and links to third party websites is for informational purposes only and does not constitute an endorsement or recommendation, or any offer or solicitation to buy or sell any third-party services or products of any kind.

The technical information shown is meant for licensed HVAC professionals with a working knowledge of the basic refrigeration cycle and the processes necessary to safely service air conditioning equipment sold by LG in the continental United States, Alaska, and Hawaii. Installation and any service work performed must be done by a qualified contractor who has completed LG training to install and repair the LG equipment. Due to LG's policy of continuous product innovation of LG HVAC products, the most current data may be accessed on our website www.LGHVAC.com. LG disclaims any and all responsibility for improper installation of LG products, and any other claims, damages or liabilities arising from dealings with the contractor(s), including those contractors which are part of LG's referral program. Please refer to Resources for more information on the product's limited warranty, which sets forth the full terms and conditions, including, but not limited to, requirements regarding the use of a qualified contractor.

LG, the LG logo, LG Life's Good, and LGRED® are trademarks of LG Corp. ENERGY STAR and the ENERGY STAR mark are registered trademarks owned by the U.S. Environmental Protection Agency. AHRI Certified is a registered trademark of the Air-Conditioning, Heating, and Refrigeration Institute. The AHRI Certified® mark indicates LG Electronics (LG) participation in the AHRI Certification program. For verification of individual certified products, go to www.ahridirectory.org. CSA Group® is a registered trademark of Canadian Standards Association. All indoor and outdoor units are certified by the CSA Group. All other trademarks are the property of their respective owners.


LG Electronics U.S.A., Inc. Air Conditioning Technologies 4300 North Point Parkway, Alpharetta, GA 30022 www.lghvac.com Visit LGHVAC.com for more information. Product specifications may be changed or modified from time to time by LGEUS in its sole discretion.

Copyright © 2025 LG Electronics U.S.A., Inc. ALL RIGHTS RESERVED

LG Multi F Max Outdoor Unit



Residential Multi-Zone



Reliable. Powerful.
Advanced.

Models: KUMXB481A, KUMXB541A, KUMXB601A

The Multi F Max heat pumps are compact and versatile outdoor units designed for compatibility with both ducted, duct-free, or a combination of indoor units. They support up to eight indoor units, making them ideal for residential and light commercial applications. The Multi F series combines innovative technologies to deliver efficiency, flexibility, and comfort for various climate control requirements. The Multi F Max requires a Branch Distribution Unit.

- **Inverter Variable-Speed Compressor:** Can help maintain consistent temperatures while reducing energy consumption.
- **Support for Multiple Indoor Units:** Enables personalized comfort across multiple zones.
- **Flexible Design:** Compatible with ducted and duct-free indoor units for diverse installation needs.
- **Quiet Operation:** Minimizes noise for a more comfortable environment.

Life's Good.

ThinQ®

**LG**

Multi F Max Outdoor Unit

**Residential Multi-Zone**

Specification			48 kBtu/h	54 kBtu/h	60 kBtu/h
Outdoor Unit			KUMXB481A	KUMXB541A	KUMXB601A
Capacity	Cooling Capacity (Min ~ Rated ~ Max)	Btu/h	10,800~48,000~58,000	10,800~50,500~63,200	10,800~56,000~65,000
	Heating Capacity (Min ~ Rated ~ Max)	Btu/h	12,420~54,000~59,000	12,420~58,000~64,000	12,420~64,000~68,000
	SEER2 (Non-Ducted / Ducted / Mixed)		20.5 / 19.0 / 19.8	20.6 / 18.5 / 19.6	20.5 / 18.5 / 19.5
	EER2 (Non-Ducted / Ducted / Mixed)		12.8 / 12.6 / 12.7	12.6 / 12.5 / 12.6	12.0 / 11.7 / 11.9
	HSPF2 (Non-Ducted / Ducted / Mixed)		9.5 / 9.5 / 9.5	9.5 / 9.3 / 9.4	10.0 / 9.5 / 9.8
	COP @ 47 °F (Non-Ducted / Ducted / Mixed)		3.50 / 3.40 / 3.45	3.35 / 3.31 / 3.27	3.45 / 3.33 / 3.39
	COP @ 17 °F (Non-Ducted / Ducted / Mixed)		2.50 / 2.45 / 2.47	2.47 / 2.37 / 2.42	2.55 / 2.62 / 2.58
Power	Voltage	V, Hz, Ø	208/230, 60, 1	208/230, 60, 1	208/230, 60, 1
	Cooling Power Input	kW	0.66~3.75~5.20	0.66~4.01~5.71	0.64~4.67~5.81
	Heating Power Input	kW	0.75~4.52~5.28	0.75~5.07~5.83	0.71~5.44~5.87
	MCA, MOCP	A	33.3 / 40	33.3 / 40	33.3 / 40
	Rated Amps	A	24.3	24.3	24.3
	Power Supply Wiring Outdoor Unit	No. x AWG	3 x 8	3 x 8	3 x 8
	Power Wiring / Comm. Wiring (ODU to BDU)	No. x AWG	3 x 14 / 2 x 18	3 x 14 / 2 x 18	3 x 14 / 2 x 18
	Power Wiring / Communication Wiring (BDU to IDU)	No. x AWG	3 x 14 / 2 x 18	3 x 14 / 2 x 18	3 x 14 / 2 x 18
Operation Range	Heating Operation Range	°F WB	-4 to 64	-4 to 64	-4 to 64
	Cooling Operation Range	°F DB	14 to 118	14 to 118	14 to 118
	With Optional Wind Baffle	°F DB	-4 to 118	-4 to 118	-4 to 118
Dimensions	Dimensions (W x H x D)	in	37 13/32 x 54 11/32 x 13	37 13/32 x 54 11/32 x 13	37 13/32 x 54 11/32 x 13
Weight	Weight (Net/Shipping)	lbs	194 / 218.3	194 / 218.3	218.3 / 239.2
Unit Data	Refrigerant Type		R32	R32	R32
	Compressor Type x Quantity		Scroll x 1	Scroll x 1	Scroll x 1
	Sound Pressure (Cooling / Heating)	dB(A)	53 / 55	53 / 55	56 / 58
	Maximum Air Volume	CFM	2295.5 x 2	2295.5 x 2	2,119 x 2
	Max. Number of Branch Distribution Units		2	2	2
	Connectable IDUs (Min / Max)	Qty	2 / 8	2 / 8	2 / 8
	Connected Capacity (Min / Max)	Btu/h	18,000 / 65,000	18,000 / 73,000	18,000 / 81,000
	Liquid Pipe Connection	in	3/8 Flare x 1	3/8 Flare x 1	3/8 Flare x 1
Piping	Vapor Pipe Connection	in	3/4 Flare x 1	3/4 Flare x 1	3/4 Flare x 1
	Maximum Total System Piping	ft	475.7	475.7	475.7
	Piping Length (No Additional Refrigerant Main+Branch)	ft	16.4 + 131.2	16.4 + 131.2	49.2 + 131.2
	Maximum Main Pipe Length (ODU to BDU)	ft	180.4	180.4	180.4
	Total Branch Piping (BDU to all IDUs)	ft	295.3	295.3	295.3
	Maximum Branch Pipe Length (Length between each BDU and IDU)	ft	49.2	49.2	49.2
	Maximum Outdoor Unit to Indoor Unit Pipe Length	ft	229.6	229.6	229.6
	Maximum Elevation between ODU and IDU	ft	98.4	98.4	98.4
	Maximum Elevation between IDU and IDU	ft	49.2	49.2	49.2
	Maximum Elevation between BDU and IDU	ft	32.8	32.8	32.8
	Maximum Elevation between BDU and BDU	ft	49.2	49.2	49.2
	Factory Charge of R32	oz	120	120	148.2
	Additional Refrigerant Main Pipe	oz/ft	0.54	0.54	0.54
	Additional Refrigerant Branch Pipe	oz/ft	0.22	0.22	0.22
	Condensation Line (OD, ID)	in	1-1/4, 1	1-1/4, 1	1-1/4, 1

LG Electronics USA, Inc.

Air Conditioning Technologies

4300 North Point Parkway Alpharetta, GA 30022

www.lghvac.com

Residential Multi-Zone Proper sizing and installation of equipment is critical to achieve optimal performance. Split system air conditioners and heat pumps (excluding ductless systems) must be matched with appropriate coil components to meet ENERGY STAR® criteria. Ask your contractor for details or visit www.energystar.gov.

Legal Disclaimer: All material provided herein is for informational or educational purposes only. It is not intended to be a substitute for professional advice. Please consult with your contractor, engineer or design professionals for application to your system. For continual product development, LG Electronics U.S.A., Inc. reserves the right to change specifications without notice. For more technical materials such as submittals, engineering manuals, and catalogs, visit www.lghvac.com. The information provided about third party products, references to third party brands, and links to third party websites is for informational purposes only and does not constitute an endorsement or recommendation, or any offer or solicitation to buy or sell any third-party services or products of any kind.

The technical information shown is meant for licensed HVAC professionals with a working knowledge of the basic refrigeration cycle and the processes necessary to safely service air conditioning equipment sold by LG in the continental United States, Alaska, and Hawaii. Installation and any service work performed must be done by a qualified contractor who has completed LG training to install and repair the LG equipment. Due to LG's policy of continuous product innovation of LG HVAC products, the most current data may be accessed on our website www.LGHVAC.com. LG disclaims any and all responsibility for improper installation of LG products, and any other claims, damages or liabilities arising from dealings with the contractor(s), including those contractors which are part of LG's referral program. Please refer to Resources for more information on the product's limited warranty, which sets forth the full terms and conditions, including, but not limited to, requirements regarding the use of a qualified contractor.

LG, the LG logo, LG Life's Good, and ThinQ are registered trademarks of LG Corp. ENERGY STAR and the ENERGY STAR mark are registered trademarks owned by the U.S. Environmental Protection Agency. AHRI Certified is a registered trademark of the Air-Conditioning, Heating, and Refrigeration Institute. The AHRI Certified® mark indicates LG Electronics (LG) participation in the AHRI Certification program. For verification of individual certified products, go to www.ahridirectory.org. CSA Group® is a registered trademark of Canadian Standards Association. All indoor and outdoor units are certified by the CSA Group. All other trademarks are the property of their respective owners.

LG Electronics U.S.A., Inc. Air Conditioning Technologies 4300 North Point Parkway, Alpharetta, GA 30022 www.lghvac.com Visit LGHVAC.com for more information. Product specifications may be changed or modified from time to time by LGEUS in its sole discretion.

Copyright © 2025 LG Electronics U.S.A., Inc. ALL RIGHTS RESERVED.



Multi F Outdoor Unit



Residential Multi-Zone



Outdoor Innovation, Built to Perform

The Multi F heat pumps are compact and versatile outdoor units designed for compatibility with both ducted, duct-free, or a combination of indoor units. They support two, three, or four zones, making them ideal for residential and light commercial applications. The Multi F series integrates advanced technologies for flexible and comfortable climate control solutions.

Models: KUMXB181A, KUMXB241A,
KUMXB301A, KUMXB361A

- **Inverter Variable-Speed Compressor:** Maintains consistent temperatures while helping to reduce energy consumption.
- **Support for Multiple Indoor Units:** Enables personalized comfort across multiple zones.
- **Flexible Design:** Compatible with ducted and duct-free indoor units for diverse installation needs.
- **Quiet Operation:** Minimizes noise for a more comfortable environment.

Life's Good.

ThinQ®



Multi F Outdoor Unit



Residential Single-Zone

Specification			18 kBtu/h	24 kBtu/h	30 kBtu/h	36 kBtu/h
Outdoor Unit			KUMXB181A	KUMXB241A	KUMXB301A	KUMXB361A
Capacity	Cooling Capacity (Min ~ Rated ~ Max)	Btu/h	8,400-18,000-21,600	8,400-24,000-25,000	8,400-30,000-36,000	8,400-32,800-38,400
	Heating Capacity (Min ~ Rated ~ Max)	Btu/h	10,080-22,000-25,000	10,080-24,600-29,000	10,080-32,000-38,400	10,080-36,000-41,600
	SEER2 (Non-Ducted / Ducted / Mixed)		22.5 / 18.5 / 20.5	22.5 / 18.5 / 20.5	22.0 / 18.5 / 20.3	21.5 / 18.0 / 19.8
	EER2 (Non-Ducted / Ducted / Mixed)		13.5 / 12.5 / 13.0	12.5 / 12.5 / 12.5	13.0 / 12.0 / 12.5	12.5 / 11.7 / 12.1
	HSPF2 (Non-Ducted / Ducted / Mixed)		9.8 / 9.0 / 9.4	9.8 / 9.0 / 9.4	9.5 / 8.8 / 9.2	9.5 / 8.6 / 9.1
	COP @ 47 °F (Non-Ducted / Ducted / Mixed)		3.60 / 3.41 / 3.51	4.20 / 3.60 / 3.89	4.01 / 3.75 / 3.88	3.85 / 3.64 / 3.75
	COP @ 17 °F (Non-Ducted / Ducted / Mixed)		2.85 / 2.70 / 2.78	2.93 / 2.84 / 2.88	2.68 / 2.62 / 2.65	2.78 / 2.55 / 2.66
Power	Voltage	V, Hz, Ø	208/230, 60, 1	208/230, 60, 1	208/230, 60, 1	208/230, 60, 1
	Cooling Power Input	kW	0.472-1.333-2.011	0.472-1.920-2.623	0.561-2.310-3.861	0.561-2.624-3.900
	Heating Power Input	kW	0.594-1.791-2.423	0.594-1.716-2.808	0.546-2.340-3.349	0.546-2.740-3.900
	MCA, MOCP	A	16.1 / 20	16.5 / 20	19.0 / 20	19.0 / 20
	Rated Amps (Cool / Heat)	A	12	12	13.5	13.5
	Power Supply Wiring Outdoor Unit	No. x AWG	3 x 14	3 x 14	3 x 12	3 x 12
	Power Wiring / Comm. Wiring (ODU to IDU)	No. x AWG	3 x 14 / 2 x 18	3 x 14 / 2 x 18	3 x 14 / 2 x 18	3 x 14 / 2 x 18
Operation Range	Heating Operation Range	°F WB	-4 to 64	-4 to 64	-4 to 64	-4 to 64
	Cooling Operation Range	°F DB	14 to 118	14 to 118	14 to 118	14 to 118
	With Optional Wind Baffle	°F DB	-4 to 118	-4 to 118	-4 to 118	-4 to 118
Dimensions	Dimensions (W x H x D)	in	34-1/4 x 25-19/32 x 13	34-1/4 x 25-19/32 x 13	37-13/32 x 32-27/32 x 13	37-13/32 x 32-27/32 x 13
Weight	Weight (Net/Shipping)	lbs	102.7 / 111.6	102.7 / 111.6	140 / 156.5	140 / 156.5
Unit Data	Refrigerant Type		R32	R32	R32	R32
	Compressor Type x Quantity		Twin Rotary x 1	Twin Rotary x 1	Twin Rotary x 1	Twin Rotary x 1
	Sound Pressure (Cooling / Heating)	dB(A)	49 / 54	50 / 54	51 / 54	51 / 54
	Maximum Air Volume	CFM	1,766	1,766	2,295.50	2,295.50
Piping	Liquid Pipe Connection	in	1/4 Flare x 2	1/4 Flare x 3	1/4 Flare x 4	1/4 Flare x 4
	Vapor Pipe Connection	in	3/8 Flare x 2	3/8 Flare x 3	3/8 Flare x 4	3/8 Flare x 4
	Maximum Total Pipe Length	ft	164	230	246.1	246.1
	Minimum Pipe Length (No Additional Refrigerant)	ft	98.4	98.4	123	123
	Maximum Pipe Length ODU to IDU	ft	9.8 / 82.0	9.8 / 82.0	9.8 / 82.0	9.8 / 82.0
	Maximum Elevation ODU to IDU	ft	49.2	49.2	49.2	49.2
	Maximum Elevation IDU to IDU	ft	24.6	24.6	24.6	24.6
	Factory Charge of R32	lbs	49.4	49.4	77.6	77.6
	Additional Refrigerant	oz/ft	0.22	0.22	0.22	0.22
	Condensation Line (OD, ID)	in	1-1/4, 1	1-1/4, 1	1-1/4, 1	1-1/4, 1

LG Electronics USA, Inc.

Air Conditioning Technologies

4300 North Point Parkway Alpharetta, GA 30022

www.lghvac.com

Residential Multi-Zone Proper sizing and installation of equipment is critical to achieve optimal performance. Split system air conditioners and heat pumps (excluding ductless systems) must be matched with appropriate coil components to meet ENERGY STAR® criteria. Ask your contractor for details or visit www.energystar.gov.

Legal Disclaimer: All material provided herein is for informational or educational purposes only. It is not intended to be a substitute for professional advice. Please consult with your contractor, engineer or design professionals for application to your system. For continual product development, LG Electronics U.S.A., Inc., reserves the right to change specifications without notice. For more technical materials such as submittals, engineering manuals, and catalogs, visit www.lghvac.com. The information provided about third party products, references to third party brands, and links to third party websites is for informational purposes only and does not constitute an endorsement or recommendation, or any offer or solicitation to buy or sell any third-party services or products of any kind.

The technical information shown is meant for licensed HVAC professionals with a working knowledge of the basic refrigeration cycle and the processes necessary to safely service air conditioning equipment sold by LG in the continental United States, Alaska, and Hawaii. Installation and any service work performed must be done by a qualified contractor who has completed LG training to install and repair the LG equipment. Due to LG's policy of continuous product innovation of LG HVAC products, the most current data may be accessed on our website www.LGHVAC.com. LG disclaims any and all responsibility for improper installation of LG products, and any other claims, damages or liabilities arising from dealings with the contractor(s), including those contractors which are part of LG's referral program. Please refer to Resources for more information on the product's limited warranty, which sets forth the full terms and conditions, including, but not limited to, requirements regarding the use of a qualified contractor.

LG, the LG logo, and LG Life's Good, are registered trademarks of LG Corp. ENERGY STAR and the ENERGY STAR mark are registered trademarks owned by the U.S. Environmental Protection Agency. AHRI Certified is a registered trademark of the Air-Conditioning, Heating, and Refrigeration Institute. The AHRI Certified® mark indicates LG Electronics (LG) participation in the AHRI Certification program. For verification of individual certified products, go to www.ahridirectory.org. CSA Group® is a registered trademark of Canadian Standards Association. All indoor and outdoor units are certified by the CSA Group. All other trademarks are the property of their respective owners.

LG Electronics U.S.A., Inc. Air Conditioning Technologies 4300 North Point Parkway, Alpharetta, GA 30022 www.lghvac.com Visit LGHVAC.com for more information. Product specifications may be changed or modified from time to time by LGEUS in its sole discretion.

Copyright © 2025 LG Electronics U.S.A., Inc. ALL RIGHTS RESERVED.



**LG**

4-Way Ceiling Cassette (3x3)

**Commercial**

Efficient, Even Airflow with Sleek Design

The 4-Way Ceiling Cassette (3x3) indoor unit provides duct-free installation with a stylish design. It ensures even air distribution and features four-way controlled louvers and adjustable fan speeds, making it ideal for large, open spaces. The panel is a required accessory.

Models: ZRNU073TAAA, ZRNU093TAAA, ZRNU123TAAA, ZRNU153TAAA, ZRNU183TAAA, ZRNU243TAAA, ZRNU283TAAA, ZRNU363TAAA, ZRNU423TAAA, and ZRNU483TAAA

- **Multiple Operating Modes:** Includes Cooling, Heating, Dehumidifying, and Fan modes.
- **Independent Louver Control:** Adjusts airflow direction for personalized comfort.
- **Internal Condensate Pump:** Facilitates effective drainage.
- **Swirl Wind Technology:** Controls louvers and fan speeds to create a stronger, wider airflow.
- **Jet Cool Function:** Operates at high fan speeds for 30 minutes to cool down a room quickly.
- **Wide Operating Range:** Functions down to 5 °F in cooling mode.

Life's Good.**ThinQ®**



LG

4-Way Ceiling Cassette (3x3)



Specification			7 kBtu/h	9 kBtu/h	12 kBtu/h	15 kBtu/h	18 kBtu/h
Indoor Unit			ZRNU073TAAA	ZRNU093TAAA	ZRNU123TAAA	ZRNU153TAA	ZRNU183TAAA
Capacity	Cooling	Btu/h	7,500	9,600	12,300	15,400	19,100
	Heating	Btu/h	8,500	10,900	13,600	17,100	21,500
Power	Voltage	V, Hz, Ø	208/230, 60, 1	208/230, 60, 1	208/230, 60, 1	208/230, 60, 1	208/230, 60, 1
	Power/Communication Wiring	No. x AWG	2 x 18	2 x 18	2 x 18	2 x 18	2 x 18
Fan	Type		Full 3D Turbo Fan	Full 3D Turbo Fan	Full 3D Turbo Fan	Full 3D Turbo Fan	Full 3D Turbo Fan
	Qty	W	1	1	1	1	1
	Motor/Drive		Brushless Digitally Controlled / Direct	Brushless Digitally Controlled / Direct	Brushless Digitally Controlled / Direct	Brushless Digitally Controlled / Direct	Brushless Digitally Controlled / Direct
	Airflow (L/M/H)	CFM	468 / 556 / 653	468 / 576 / 670	515 / 599 / 687	547 / 615 / 711	556 / 653 / 735
	Rated Amps	A	1.7	1.7	1.7	1.7	1.7
Unit Data	Sound Pressure Level (L/M/H)	dB(A)	24 / 27.5 / 30	24 / 28 / 31	25 / 29 / 31.5	26.5 / 29.5 / 32	27.5 / 30 / 33
	Dimensions (WxHxD)	in	37 ¹³ / ₃₂ x 37 ¹³ / ₃₂ x 11 ³ / ₈	37 ¹³ / ₃₂ x 37 ¹³ / ₃₂ x 11 ³ / ₈	37 ¹³ / ₃₂ x 37 ¹³ / ₃₂ x 11 ³ / ₈	37 ¹³ / ₃₂ x 37 ¹³ / ₃₂ x 11 ³ / ₈	37 ¹³ / ₃₂ x 37 ¹³ / ₃₂ x 11 ³ / ₈
	Weight (Net)	lbs	59.5	59.5	59.5	59.5	59.5
	Weight (Shipping)	lbs	71.7	71.7	71.7	71.7	71.7
	Panel Weight (Net)	lbs	15.6	15.6	15.6	15.6	15.6
Piping	Panel Shipping Weight (Shipping)	lbs	20.5	20.5	20.5	20.5	20.5
	Liquid Pipe	in	³ / ₈ Flare	³ / ₈ Flare	³ / ₈ Flare	³ / ₈ Flare	³ / ₈ Flare
	Vapor Pipe	in	⁵ / ₈ Flare	⁵ / ₈ Flare	⁵ / ₈ Flare	⁵ / ₈ Flare	⁵ / ₈ Flare
	Drain (OD, ID)	in	1- ¹ / ₄ , 1	1- ¹ / ₄ , 1	1- ¹ / ₄ , 1	1- ¹ / ₄ , 1	1- ¹ / ₄ , 1

Specification			24 kBtu/h	28 kBtu/h	36 kBtu/h	42 kBtu/h	48 kBtu/h
Indoor Unit			ZRNU243TAAA	ZRNU283TAAA	ZRNU363TAAA	ZRNU423TAAA	ZRNU483TAAA
Capacity	Cooling	Btu/h	24,200	28,000	36,200	42,000	48,100
	Heating	Btu/h	27,300	31,500	40,600	43,800	51,200
Power	Voltage	V, Hz, Ø	208/230, 60, 1	208/230, 60, 1	208/230, 60, 1	208/230, 60, 1	208/230, 60, 1
	Power/Communication Wiring	No. x AWG	2 x 18	2 x 18	2 x 18	2 x 18	2 x 18
Fan	Type		Full 3D Turbo Fan	Full 3D Turbo Fan	Full 3D Turbo Fan	Full 3D Turbo Fan	Full 3D Turbo Fan
	Qty	W	1	1	1	1	1
	Motor/Drive		Brushless Digitally Controlled / Direct	Brushless Digitally Controlled / Direct	Brushless Digitally Controlled / Direct	Brushless Digitally Controlled / Direct	Brushless Digitally Controlled / Direct
	Airflow (L/M/H)	CFM	670 / 742 / 813	687 / 771 / 855	735 / 838 / 988	838 / 988 / 1,091	908 / 1,000 / 1,158
	Rated Amps	A	1.7	1.7	1.7	1.7	1.7
Unit Data	Sound Pressure Level (L/M/H)	dB(A)	31 / 33.5 / 36.5	31.5 / 35 / 37.5	33 / 37 / 40	37 / 40 / 43.5	39 / 41 / 45
	Dimensions (WxHxD)	in	37 ¹³ / ₃₂ x 37 ¹³ / ₃₂ x 11 ³ / ₈	37 ¹³ / ₃₂ x 37 ¹³ / ₃₂ x 11 ³ / ₈	37 ¹³ / ₃₂ x 37 ¹³ / ₃₂ x 11 ³ / ₈	37 ¹³ / ₃₂ x 37 ¹³ / ₃₂ x 11 ³ / ₈	37 ¹³ / ₃₂ x 37 ¹³ / ₃₂ x 11 ³ / ₈
	Weight (Net)	lbs	59.5	59.5	59.5	59.5	59.5
	Weight (Shipping)	lbs	71.7	71.7	71.7	71.7	71.7
	Panel Weight (Net)	lbs	15.6	15.6	15.6	15.6	15.6
Piping	Panel Shipping Weight (Shipping)	lbs	20.5	20.5	20.5	20.5	20.5
	Liquid Pipe	in	³ / ₈ Flare	³ / ₈ Flare	³ / ₈ Flare	³ / ₈ Flare	³ / ₈ Flare
	Vapor Pipe	in	⁵ / ₈ Flare	⁵ / ₈ Flare	⁵ / ₈ Flare	⁵ / ₈ Flare	⁵ / ₈ Flare
	Drain (OD, ID)	in	1- ¹ / ₄ , 1	1- ¹ / ₄ , 1	1- ¹ / ₄ , 1	1- ¹ / ₄ , 1	1- ¹ / ₄ , 1

LG Electronics USA, Inc.

Air Conditioning Technologies

4300 North Point Parkway Alpharetta, GA 30022

www.lghvac.com



Residential Multi-Zone Proper sizing and installation of equipment is critical to achieve optimal performance. Split system air conditioners and heat pumps (excluding ductless systems) must be matched with appropriate coil components to meet ENERGY STAR® criteria. Ask your contractor for details or visit www.energystar.gov.

Legal Disclaimer: All material provided herein is for informational or educational purposes only. It is not intended to be a substitute for professional advice. Please consult with your contractor, engineer or design professionals for application to your system. For continual product development, LG Electronics U.S.A., Inc. reserves the right to change specifications without notice. For more technical materials such as submittals, engineering manuals, and catalogs, visit www.lghvac.com. The information provided about third party products, references to third party brands, and links to third party websites is for informational purposes only and does not constitute an endorsement or recommendation, or any offer or solicitation to buy or sell any third-party services or products of any kind.

The technical information shown is meant for licensed HVAC professionals with a working knowledge of the basic refrigeration cycle and the processes necessary to safely service air conditioning equipment sold by LG in the continental United States, Alaska, and Hawaii. Installation and any service work performed must be done by a qualified contractor who has completed LG training to install and repair the LG equipment. Due to LG's policy of continuous product innovation of LG HVAC products, the most current data may be accessed on our website www.LGHVAC.com. LG disclaims any and all responsibility for improper installation of LG products, and any other claims, damages or liabilities arising from dealings with the contractor(s), including those contractors which are part of LG's referral program. Please refer to Resources for more information on the product's limited warranty, which sets forth the full terms and conditions, including, but not limited to, requirements regarding the use of a qualified contractor.

LG, the LG logo, and LG Life's Good, are registered trademarks of LG Corp. ENERGY STAR and the ENERGY STAR mark are registered trademarks owned by the U.S. Environmental Protection Agency. AHRI Certified is a registered trademark of the Air-Conditioning, Heating, and Refrigeration Institute. The AHRI Certified® mark indicates LG Electronics (LG) participation in the AHRI Certification program. For verification of individual certified products, go to www.ahridirectory.org. CSA Group® is a registered trademark of Canadian Standards Association. All indoor and outdoor units are certified by the CSA Group. All other trademarks are the property of their respective owners.

LG Electronics U.S.A., Inc. Air Conditioning Technologies 4300 North Point Parkway, Alpharetta, GA 30022 www.lghvac.com Visit LGHVAC.com for more information. Product specifications may be changed or modified from time to time by LGEUS in its sole discretion.

Copyright © 2025 LG Electronics U.S.A., Inc. ALL RIGHTS RESERVED.



ARTCOOL™ Mirror



Commercial



Subtle Elegance, Bold Comfort.

Models: ZRNU053SJRA, ZRNU073SJRA, ZRNU093SJRA,
ZRNU123SJRA, ZRNU153SJRA, ZRNU183SKRA,
ZRNU243SKRA

The ARTCOOL™ Mirror duct-free units combine sleek, mirror-finished indoor units with outdoor units featuring Inverter technology. These wall-mounted units offer innovative design and high efficiency, and are available in capacities of 5,000, 7,000, 9,000, 12,000, 15,000, 18,000, and 24,000 Btu/h. .

- **Energy Efficient:** Equipped with inverter technology to regulate the speed of the compressor.
- **Advanced Comfort Control:** Features four-way auto swing, jet cool/jet heat, sleep mode, and chaos wind for optimized airflow.
- **Convenience & Reliability:** Includes a 24-hour on/off timer, auto restart, auto changeover, and built-in low ambient cooling down to 14 °F.

Life's Good.



ARTCOOL™ Mirror



Commercial Multi-Zone

Specification			5 kBtu/h	7 kBtu/h	9 kBtu/h	12 kBtu/h
Indoor Unit			ZRNU053SJRA	ZRNU073SJRA	ZRNU093SJRA	ZRNU123SJRA
Capacity	Cooling	Btu/h	5,500	7,500	9,600	12,300
	Heating	Btu/h	6,100	8,500	10,900	13,600
Power	Voltage	V, Hz, Ø	208/230, 60, 1	208/230, 60, 1	208/230, 60, 1	208/230, 60, 1
	Power/Communication Wiring	No. x AWG	2 x 18	2 x 18	2 x 18	2 x 18
Fan	Type		Cross Flow	Cross Flow	Cross Flow	Cross Flow
	Qty		1	1	1	1
	Motor/Drive		Brushless Digitally Controlled / Direct	Brushless Digitally Controlled / Direct	Brushless Digitally Controlled / Direct	Brushless Digitally Controlled / Direct
	Airflow (H/M/L)	CFM	240 / 230 / 208	254 / 240 / 208	275 / 254 / 208	300 / 254 / 240
	Rated Amps	A	0.25	0.25	0.25	0.25
Unit Data	Sound Pressure Level (H/M/L)	dB(A)	30 / 29 / 28	32 / 30 / 28	34 / 32 / 28	37 / 34 / 30
	Dimensions (WxHxD)	in	32 ¹⁵ / ₁₆ x 12 ¹ / ₈ x 7 ⁹ / ₁₆	32 ¹⁵ / ₁₆ x 12 ¹ / ₈ x 7 ⁹ / ₁₆	32 ¹⁵ / ₁₆ x 12 ¹ / ₈ x 7 ⁹ / ₁₆	32 ¹⁵ / ₁₆ x 12 ¹ / ₈ x 7 ⁹ / ₁₆
	Weight (Net/Shipping)	lbs	21.6 / 23.8	21.6 / 23.8	21.6 / 23.8	21.6 / 23.8
	Liquid Pipe	in	¹ / ₄ Flare	¹ / ₄ Flare	¹ / ₄ Flare	¹ / ₄ Flare
Piping	Vapor Pipe	in	³ / ₈ Flare	³ / ₈ Flare	³ / ₈ Flare	³ / ₈ Flare
	Drain (ID)	in	⁵ / ₈	⁵ / ₈	⁵ / ₈	⁵ / ₈

Specification			15 kBtu/h	18 kBtu/h	24 kBtu/h
Indoor Unit			ZRNU153SJRA	ZRNU183SKRA	ZRNU243SKRA
Capacity	Cooling	Btu/h	15,400	19,100	24,200
	Heating	Btu/h	17,100	21,500	25,600
Power	Voltage	V, Hz, Ø	208/230, 60, 1	208/230, 60, 1	208/230, 60, 1
	Power/Communication Wiring	No. x AWG	2 x 18	2 x 18	2 x 18
Fan	Type		Cross Flow	Cross Flow	Cross Flow
	Qty	W	1	1	1
	Motor/Drive		Brushless Digitally Controlled / Direct	Brushless Digitally Controlled / Direct	Brushless Digitally Controlled / Direct
	Airflow (H/M/L)	CFM	371 / 336 / 240	494 / 424 / 371	537 / 449 / 371
	Rated Amps	A	0.25	0.52	0.52
Unit Data	Sound Pressure Level (H/M/L)	dB(A)	42 / 39 / 32	43 / 39 / 34	46 / 41 / 34
	Dimensions (WxHxD)	in	32 ¹⁵ / ₁₆ x 12 ¹ / ₈ x 7 ⁹ / ₁₆	39 ⁹ / ₃₂ x 13 ¹⁹ / ₃₂ x 8 ³ / ₈	39 ⁹ / ₃₂ x 13 ¹⁹ / ₃₂ x 8 ³ / ₈
	Weight (Net/Shipping)	lbs	21.6 / 23.8	30.6 / 34.2	30.6 / 34.2
	Liquid Pipe	in	¹ / ₄ Flare	¹ / ₄ Flare	¹ / ₄ Flare
Piping	Vapor Pipe	in	¹ / ₂ Flare	¹ / ₂ Flare	¹ / ₂ Flare
	Drain (ID)	in	⁵ / ₈	⁵ / ₈	⁵ / ₈

LG Electronics USA, Inc.

Air Conditioning Technologies

4300 North Point Parkway Alpharetta, GA 30022

www.lghvac.com



Residential Multi-Zone Proper sizing and installation of equipment is critical to achieve optimal performance. Split system air conditioners and heat pumps (excluding ductless systems) must be matched with appropriate coil components to meet ENERGY STAR® criteria. Ask your contractor for details or visit www.energystar.gov.

Legal Disclaimer: All material provided herein is for informational or educational purposes only. It is not intended to be a substitute for professional advice. Please consult with your contractor, engineer or design professionals for application to your system. For continual product development, LG Electronics U.S.A., Inc., reserves the right to change specifications without notice. For more technical materials such as submittals, engineering manuals, and catalogs, visit www.lghvac.com. The information provided about third party products, references to third party brands, and links to third party websites is for informational purposes only and does not constitute an endorsement or recommendation, or any offer or solicitation to buy or sell any third-party services or products of any kind.

The technical information shown is meant for licensed HVAC professionals with a working knowledge of the basic refrigeration cycle and the processes necessary to safely service air conditioning equipment sold by LG in the continental United States, Alaska, and Hawaii. Installation and any service work performed must be done by a qualified contractor who has completed LG training to install and repair the LG equipment. Due to LG's policy of continuous product innovation of LG HVAC products, the most current data may be accessed on our website www.LGHVAC.com. LG disclaims any and all responsibility for improper installation of LG products, and any other claims, damages or liabilities arising from dealings with the contractor(s), including those contractors which are part of LG's referral program. Please refer to Resources for more information on the product's limited warranty, which sets forth the full terms and conditions, including, but not limited to, requirements regarding the use of a qualified contractor.

LG, the LG logo, and LG Life's Good, are registered trademarks of LG Corp. ENERGY STAR and the ENERGY STAR mark are registered trademarks owned by the U.S. Environmental Protection Agency. AHRI Certified is a registered trademark of the Air-Conditioning, Heating, and Refrigeration Institute. The AHRI Certified® mark indicates LG Electronics (LG) participation in the AHRI Certification program. For verification of individual certified products, go to www.ahridirectory.org. CSA Group® is a registered trademark of Canadian Standards Association. All indoor and outdoor units are certified by the CSA Group. All other trademarks are the property of their respective owners.

LG Electronics U.S.A., Inc. Air Conditioning Technologies 4300 North Point Parkway, Alpharetta, GA 30022 www.lghvac.com Visit LGHVAC.com for more information. Product specifications may be changed or modified from time to time by LGEUS in its sole discretion.

Copyright © 2025 LG Electronics U.S.A., Inc. ALL RIGHTS RESERVED.



Standard Efficiency



Commercial



Elevating Year-Round Comfort

LG's Standard Efficiency heat pump duct-free split systems are available in capacities of 5,000, 7,000, 9,000, 12,000, 15,000, 18,000, and 24,000 Btu/h. These single-zone systems feature energy-efficient Inverter technology.

- **Energy-Efficient Inverter Technology:** Engineered to deliver optimal performance and reduced energy consumption.
- **Convenient Operation:** Features a standard wireless remote, 24-hour on/off timer, and sleep mode for user-friendly control.

Models: ZRNU053SJSA, ZRNU073SJSA, ZRNU093SJSA, ZRNU123SJSA, ZRNU153SJSA, ZRNU183SKSA, ZRNU243SKSA

- **Enhanced Airflow Control:** Includes four-way auto swing, Chaos Wind function for natural breeze simulation, and Jet Cool/Jet Heat modes for rapid temperature adjustment.
- **Reliable in All Conditions:** Operates in cooling mode down to 14 °F with auto changeover, restart, and defrost control for consistent performance.
- **Integrated Features:** Built-in condensate sensor connection for effective drainage and a temperature display on the indoor unit for added convenience.

Life's Good.



Standard Efficiency



Commercial Multi-Zone

Specification			5 kBtu/h	7 kBtu/h	9 kBtu/h	12 kBtu/h
Indoor Unit			ZRNU053SJSA	ZRNU073SJSA	ZRNU093SJSA	ZRNU123SJSA
Capacity	Cooling	Btu/h	5,500	7,500	9,600	12,300
	Heating	Btu/h	6,100	8,500	10,900	13,600
Power	Voltage	V, Hz, Ø	208/230, 60, 1	208/230, 60, 1	208/230, 60, 1	208/230, 60, 1
	Power/Communication Wiring	No. x AWG	2 x 18	2 x 18	2 x 18	2 x 18
Fan	Type		Cross Flow	Cross Flow	Cross Flow	Cross Flow
	Qty	W	1	1	1	1
	Motor/Drive		Brushless Digitally Controlled / Direct	Brushless Digitally Controlled / Direct	Brushless Digitally Controlled / Direct	Brushless Digitally Controlled / Direct
	Airflow (H/M/L)	CFM	240 / 230 / 208	254 / 240 / 208	275 / 254 / 208	300 / 254 / 240
	Rated Amps	A	0.25	0.25	0.25	0.25
Unit Data	Sound Pressure Level (H/M/L)	dB(A)	30 / 29 / 28	32 / 30 / 28	34 / 32 / 28	37 / 34 / 30
	Dimensions (WxHxD)	in	32 ¹⁵ / ₁₆ x 12 ¹ / ₈ x 7 ⁹ / ₁₆	32 ¹⁵ / ₁₆ x 12 ¹ / ₈ x 7 ⁹ / ₁₆	32 ¹⁵ / ₁₆ x 12 ¹ / ₈ x 7 ⁹ / ₁₆	32 ¹⁵ / ₁₆ x 12 ¹ / ₈ x 7 ⁹ / ₁₆
	Weight (Net)	lbs	19.6	19.6	19.6	19.6
	Weight (Shipping)	lbs	21.8	21.8	21.8	21.8
Piping	Liquid Pipe	in	¹ / ₄ Flare	¹ / ₄ Flare	¹ / ₄ Flare	¹ / ₄ Flare
	Vapor Pipe	in	³ / ₈ Flare	³ / ₈ Flare	³ / ₈ Flare	³ / ₈ Flare
	Drain (OD, ID)	in	⁵ / ₈ , 1	⁵ / ₈ , 1	⁵ / ₈ , 1	⁵ / ₈ , 1

Specification			15 kBtu/h	18 kBtu/h	24 kBtu/h
Indoor Unit			ZRNU153SJSA	ZRNU183SKSA	ZRNU243SKSA
Capacity	Cooling	Btu/h	15,400	19,100	24,200
	Heating	Btu/h	17,100	21,500	25,600
Power	Voltage	V, Hz, Ø	208/230, 60, 1	208/230, 60, 1	208/230, 60, 1
	Power/Communication Wiring	No. x AWG	2 x 18	2 x 18	2 x 18
Fan	Type		Cross Flow	Cross Flow	Cross Flow
	Qty	W	1	1	1
	Motor/Drive		Brushless Digitally Controlled / Direct	Brushless Digitally Controlled / Direct	Brushless Digitally Controlled / Direct
	Airflow (H/M/L)	CFM	371 / 336 / 240	494 / 424 / 371	537 / 449 / 371
	Rated Amps	A	0.25	0.52	0.52
Piping Unit Data	Sound Pressure Level (H/M/L)	dB(A)	42 / 39 / 32	43 / 39 / 34	46 / 41 / 34
	Dimensions (WxHxD)	in	32 ¹⁵ / ₁₆ x 12 ¹ / ₈ x 7 ⁹ / ₁₆	39 ⁹ / ₃₂ x 13 ¹⁹ / ₃₂ x 8 ³ / ₈	39 ⁹ / ₃₂ x 13 ¹⁹ / ₃₂ x 8 ³ / ₈
	Weight (Net)	lbs	19.6	28.7	28.7
	Weight (Shipping)	lbs	21.8	31.7	31.7
Piping	Liquid Pipe	in	¹ / ₄ Flare	¹ / ₄ Flare	¹ / ₄ Flare
	Vapor Pipe	in	¹ / ₂ Flare	¹ / ₂ Flare	¹ / ₂ Flare
	Drain (OD, ID)	in	⁵ / ₈ , 1	⁵ / ₈ , 1	⁵ / ₈ , 1

LG Electronics USA, Inc.

Air Conditioning Technologies
4300 North Point Parkway Alpharetta, GA 30022
www.lghvac.com



Residential Multi-Zone Proper sizing and installation of equipment is critical to achieve optimal performance. Split system air conditioners and heat pumps (excluding ductless systems) must be matched with appropriate coil components to meet ENERGY STAR® criteria. Ask your contractor for details or visit www.energystar.gov.

Legal Disclaimer: All material provided herein is for informational or educational purposes only. It is not intended to be a substitute for professional advice. Please consult with your contractor, engineer or design professionals for application to your system. For continual product development, LG Electronics U.S.A., Inc., reserves the right to change specifications without notice. For more technical materials such as submittals, engineering manuals, and catalogs, visit www.lghvac.com. The information provided about third party products, references to third party brands, and links to third party websites is for informational purposes only and does not constitute an endorsement or recommendation, or any offer or solicitation to buy or sell any third-party services or products of any kind.

The technical information shown is meant for licensed HVAC professionals with a working knowledge of the basic refrigeration cycle and the processes necessary to safely service air conditioning equipment sold by LG in the continental United States, Alaska, and Hawaii. Installation and any service work performed must be done by a qualified contractor who has completed LG training to install and repair the LG equipment. Due to LG's policy of continuous product innovation of LG HVAC products, the most current data may be accessed on our website www.LGHVAC.com. LG disclaims any and all responsibility for improper installation of LG products, and any other claims, damages or liabilities arising from dealings with the contractor(s), including those contractors which are part of LG's referral program. Please refer to Resources for more information on the product's limited warranty, which sets forth the full terms and conditions, including, but not limited to, requirements regarding the use of a qualified contractor.

LG, the LG logo, and LG Life's Good, are registered trademarks of LG Corp. ENERGY STAR and the ENERGY STAR mark are registered trademarks owned by the U.S. Environmental Protection Agency. AHRI Certified is a registered trademark of the Air-Conditioning, Heating, and Refrigeration Institute. The AHRI Certified® mark indicates LG Electronics (LG) participation in the AHRI Certification program. For verification of individual certified products, go to www.ahridirectory.org. CSA Group® is a registered trademark of Canadian Standards Association. All indoor and outdoor units are certified by the CSA Group. All other trademarks are the property of their respective owners.

LG Electronics U.S.A., Inc. Air Conditioning Technologies 4300 North Point Parkway, Alpharetta, GA 30022 www.lghvac.com Visit LGHVAC.com for more information. Product specifications may be changed or modified from time to time by LGEUS in its sole discretion.

Copyright © 2025 LG Electronics U.S.A., Inc. ALL RIGHTS RESERVED.

**LG**

4-Way Ceiling Cassette (2x2)

**Residential Multi-Zone**

Discreet Design, Complete Comfort

Models: KNMDB071A, KNUDB091A, KNUDB121A,
KNUDB181A

The 4-Way Ceiling Cassette indoor units, available in standard heat pump and **LGRED°** options, provide duct-free installation and a sleek design. They ensure even air distribution and are equipped with four-way-controlled louvers and adjustable fan speeds, making them ideal for large, open spaces. Each unit can be upgraded to a wired, wall-mounted controller.

- Factory-installed refrigerant leak detection sensor.
- Inverter fan motor helps to enhance energy efficiency.
- Low sound levels create a more comfortable living environment.
- Independent louver control.
- Internal condensate pump included.
- Swirl Wind controls the louvers and fan speeds to create a stronger, wider airflow.
- Jet Cool operates at high fan speeds for 30 minutes to cool down a room quickly.

Life's Good.**LGRED°**



LG

4-Way Ceiling Cassette (2x2)



Specification			7 kBtu/h	9 kBtu/h	12 kBtu/h	18 kBtu/h
Indoor Unit			KNMDB071A	KNUDB091A	KNUDB121A	KNUDB181A
Required Grille Model Number			PT-QAGW0	PT-QAGW0	PT-QAGW0	PT-QAGW0
Capacity	Cooling	Btu/h	7,000	9,000	12,000	18,000
	Heating	Btu/h	8,100	10,400	13,800	20,800
Power	Voltage	V, Hz, Ø	208/230, 60, 1	208/230, 60, 1	208/230, 60, 1	208/230, 60, 1
	Power/Communication Wiring	No. x AWG	2 x 18	2 x 18	2 x 18	2 x 18
Fan	Type		Turbo Fan	Turbo Fan	Turbo Fan	Turbo Fan
	Qty	W	1	1	1	1
	Motor/Drive		Brushless Digitally Controlled / Direct	Brushless Digitally Controlled / Direct	Brushless Digitally Controlled / Direct	Brushless Digitally Controlled / Direct
	Airflow (H/M/L)	CFM	265 / 212 / 177	300 / 265 / 230	335 / 283 / 247	459 / 424 / 388
	Rated Amps	A	0.25	0.25	0.25	0.25
Unit Data	Sound Pressure Level (H/M/L)	dB(A)	31 / 27 / 24	36 / 33 / 30	38 / 35 / 32	41 / 39 / 36
	Unit Dimensions (WxHxD)	in	22-7/16 x 8-7/16 x 22-7/16	22-7/16 x 8-7/16 x 22-7/16	22-7/16 x 8-7/16 x 22-7/16	22-7/16 x 10-3/32 x 22-7/16
	Grille Panel Dimensions (WxHxD)	in	24-13/32 x 1-11/32 x 24-13/32	24-13/32 x 1-11/32 x 24-13/32	24-13/32 x 1-11/32 x 24-13/32	24-13/32 x 1-11/32 x 24-13/32
	Weight (Net)	lbs	25.6	28.4	28.4	30.9
	Weight (Shipping)	lbs	31.1	34	34	37
	Grille Panel Weight (Net)	lbs	25.6	28.4	28.4	30.9
	Grille Panel Shipping Weight (Shipping)	lbs	31.1	34	34	37
Piping	Liquid Pipe	in	1/4 Flare	1/4 Flare	1/4 Flare	1/4 Flare
	Vapor Pipe	in	3/8 Flare	3/8 Flare	3/8 Flare	1/2 Flare
	Drain (OD, ID)	in	1-1/4, 1	1-1/4, 1	1-1/4, 1	1-1/4, 1

LG Electronics USA, Inc.

Air Conditioning Technologies

4300 North Point Parkway Alpharetta, GA 30022

www.lghvac.com



Residential Multi-Zone Proper sizing and installation of equipment is critical to achieve optimal performance. Split system air conditioners and heat pumps (excluding ductless systems) must be matched with appropriate coil components to meet ENERGY STAR® criteria. Ask your contractor for details or visit www.energystar.gov.

Legal Disclaimer: All material provided herein is for informational or educational purposes only. It is not intended to be a substitute for professional advice. Please consult with your contractor, engineer or design professionals for application to your system. For continual product development, LG Electronics U.S.A., Inc., reserves the right to change specifications without notice. For more technical materials such as submittals, engineering manuals, and catalogs, visit www.lghvac.com. The information provided about third party products, references to third party brands, and links to third party websites is for informational purposes only and does not constitute an endorsement or recommendation, or any offer or solicitation to buy or sell any third-party services or products of any kind.

The technical information shown is meant for licensed HVAC professionals with a working knowledge of the basic refrigeration cycle and the processes necessary to safely service air conditioning equipment sold by LG in the continental United States, Alaska, and Hawaii. Installation and any service work performed must be done by a qualified contractor who has completed LG training to install and repair the LG equipment. Due to LG's policy of continuous product innovation of LG HVAC products, the most current data may be accessed on our website www.LGHVAC.com. LG disclaims any and all responsibility for improper installation of LG products, and any other claims, damages or liabilities arising from dealings with the contractor(s), including those contractors which are part of LG's referral program. Please refer to Resources for more information on the product's limited warranty, which sets forth the full terms and conditions, including, but not limited to, requirements regarding the use of a qualified contractor.

LG, the LG logo, and LG Life's Good, are registered trademarks of LG Corp. ENERGY STAR and the ENERGY STAR mark are registered trademarks owned by the U.S. Environmental Protection Agency. AHRI Certified is a registered trademark of the Air-Conditioning, Heating, and Refrigeration Institute. The AHRI Certified® mark indicates LG Electronics (LG) participation in the AHRI Certification program. For verification of individual certified products, go to www.ahridirectory.org. CSA Group® is a registered trademark of Canadian Standards Association. All indoor and outdoor units are certified by the CSA Group. All other trademarks are the property of their respective owners.

LG Electronics U.S.A., Inc. Air Conditioning Technologies 4300 North Point Parkway, Alpharetta, GA 30022 www.lghvac.com Visit LGHVAC.com for more information. Product specifications may be changed or modified from time to time by LGEUS in its sole discretion.

Copyright © 2025 LG Electronics U.S.A., Inc. ALL RIGHTS RESERVED.



ARTCOOL™ Mirror



Residential Multi-Zone



Beauty, Comfort, and Control

The ARTCOOL™ Mirror multi-zone system blends modern design with advanced performance, offering a stylish mirror-finish indoor unit paired with an outdoor unit that uses LG's Inverter technology. Designed to complement a range of home interiors, these wall-mounted units are available in 9,000, 12,000, and 18,000 Btu/h capacities. With smart features, reliable performance, and a sleek aesthetic, the ARTCOOL™ Mirror delivers form and function.



Models: KNUAK091A, KNUAK121A, KNUAK181A

- **Factory-Installed Refrigerant Leak Detection:** Enhances safety by monitoring for potential refrigerant leaks.
- **Jet Mode:** Delivers fast, powerful cooling through high-speed compressor operation.
- **Auto Fan Speed:** Adjusts airflow automatically based on room cooling demand.
- **Smart Care:** Uses sensors to predict temperature changes based on room usage and adapts operation accordingly.

Life's Good.

ThinQ®



ARTCOOL™ Mirror



Residential Multi-Zone

Specification			9 kBtu/h	12 kBtu/h	18 kBtu/h
Indoor Unit			KNUAK091A	KNUAK121A	KNUAK181A
Capacity	Cooling	Btu/h	9,000	12,000	18,000
	Heating	Btu/h	10,900	13,600	21,600
Power	Voltage	V, Hz, Ø	208/230, 60, 1	208/230, 60, 1	208/230, 60, 1
	Power Wiring Cable	No. x AWG	3 x 14	3 x 14	3 x 14
Fan	Type		Cross Flow	Cross Flow	Cross Flow
	Qty	W	1	1	1
	Motor/Drive		Brushless Digitally Controlled / Direct	Brushless Digitally Controlled / Direct	Brushless Digitally Controlled / Direct
	Airflow (H/M/L)	CFM	268 / 218 / 169	282 / 233 / 177	558 / 438 / 353
Unit Data	Rated Amps	A	0.4	0.4	0.4
	Sound Pressure Level (H/M/L)	dB(A)	36 / 32 / 27	38 / 34 / 29	44 / 38 / 34
	Dimensions (WxHxD)	in	32 ⁻¹⁵ / ₁₆ x 12 ⁻¹ / ₈ x 7 ⁻⁹ / ₁₆	32 ⁻¹⁵ / ₁₆ x 12 ⁻¹ / ₈ x 7 ⁻⁹ / ₁₆	39 ⁻⁹ / ₃₂ x 13 ⁻¹⁹ / ₃₂ x 8 ⁻¹¹ / ₃₂
	Weight (Net)	lbs	22.7	22.7	27.8
Piping	Weight (Shipping)	lbs	24.5	24.5	33.5
	Liquid Pipe	in	1/4 Flare	1/4 Flare	3/8 Flare
	Vapor Pipe	in	3/8 Flare	3/8 Flare	5/8 Flare
	Drain (OD, ID)	in	27/32, 5/8	27/32, 5/8	27/32, 5/8

LG Electronics USA, Inc.

Air Conditioning Technologies

4300 North Point Parkway Alpharetta, GA 30022

www.lghvac.com

Residential Multi-Zone Proper sizing and installation of equipment is critical to achieve optimal performance. Split system air conditioners and heat pumps (excluding ductless systems) must be matched with appropriate coil components to meet ENERGY STAR® criteria. Ask your contractor for details or visit www.energystar.gov.

Legal Disclaimer: All material provided herein is for informational or educational purposes only. It is not intended to be a substitute for professional advice. Please consult with your contractor, engineer or design professionals for application to your system. For continual product development, LG Electronics U.S.A., Inc., reserves the right to change specifications without notice. For more technical materials such as submittals, engineering manuals, and catalogs, visit www.lghvac.com. The information provided about third party products, references to third party brands, and links to third party websites is for informational purposes only and does not constitute an endorsement or recommendation, or any offer or solicitation to buy or sell any third-party services or products of any kind.

The technical information shown is meant for licensed HVAC professionals with a working knowledge of the basic refrigeration cycle and the processes necessary to safely service air conditioning equipment sold by LG in the continental United States, Alaska, and Hawaii. Installation and any service work performed must be done by a qualified contractor who has completed LG training to install and repair the LG equipment. Due to LG's policy of continuous product innovation of LG HVAC products, the most current data may be accessed on our website www.LGHVAC.com. LG disclaims any and all responsibility for improper installation of LG products, and any other claims, damages or liabilities arising from dealings with the contractor(s), including those contractors which are part of LG's referral program. Please refer to Resources for more information on the product's limited warranty, which sets forth the full terms and conditions, including, but not limited to, requirements regarding the use of a qualified contractor.

LG, the LG logo, and LG Life's Good, are registered trademarks of LG Corp. ENERGY STAR and the ENERGY STAR mark are registered trademarks owned by the U.S. Environmental Protection Agency. AHRI Certified is a registered trademark of the Air-Conditioning, Heating, and Refrigeration Institute. The AHRI Certified® mark indicates LG Electronics (LG) participation in the AHRI Certification program. For verification of individual certified products, go to www.ahridirectory.org. CSA Group® is a registered trademark of Canadian Standards Association. All indoor and outdoor units are certified by the CSA Group. All other trademarks are the property of their respective owners.

LG Electronics U.S.A., Inc. Air Conditioning Technologies 4300 North Point Parkway, Alpharetta, GA 30022 www.lghvac.com Visit LGHVAC.com for more information. Product specifications may be changed or modified from time to time by LGEUS in its sole discretion.

Copyright © 2025 LG Electronics U.S.A., Inc. ALL RIGHTS RESERVED.





High Efficiency



Residential Multi-Zone



High Efficiency, All-Season Comfort

LG's high-efficiency duct-free heat pumps can help homeowners trim energy use without sacrificing performance. Available in 9,000, 12,000, and 18,000 Btu/h capacities, these units are designed for homeowners looking for advanced comfort, product features, and reliable year-round heating and cooling.

- **Factory-Installed Refrigerant Leak Detection:** Monitors for leaks to enhance safety and system protection.

Models: KNMAB071A, KNUAB091A, KNUAB121A, KNMAB151A, KNUAB181A, KNMAB241A

- **Jet Mode:** Delivers powerful airflow and high-speed compressor operation for maximum cooling performance.
- **Twin-Rotary Inverter Compressor:** Enhances durability and energy efficiency for long-term reliability.
- **Auto Fan Speed:** Adjusts airflow automatically based on cooling demand for consistent comfort.
- **Smart Care:** Uses sensors to predict temperature changes as room usage shifts, adapting operation for enhanced comfort.

Life's Good.



High Efficiency



Residential Multi-Zone

Specification			7 kBtu/h	9 kBtu/h	12 kBtu/h
Indoor Unit			KNMAB071A	KNUAB091A	KNUAB121A
Capacity	Cooling	Btu/h	7,000	9,000	12,000
	Heating	Btu/h	8,100	10,900	13,600
Power	Voltage	V, Hz, Ø	208/230, 60, 1	208/230, 60, 1	208/230, 60, 1
	Power/Communication Wiring	No. x AWG	2 x 18	2 x 18	2 x 18
Fan	Type		Cross Flow	Cross Flow	Cross Flow
	Qty	W	1	1	1
	Motor/Drive		Brushless Digitally Controlled / Direct	Brushless Digitally Controlled / Direct	Brushless Digitally Controlled / Direct
	Airflow (H/M/L)	CFM	254 / 204 / 148	268 / 218 / 169	282 / 233 / 177
Unit Data	Rated Amps	A	0.4	0.4	0.4
	Sound Pressure Level (H/M/L)	dB(A)	35 / 31 / 26	36 / 32 / 27	38 / 34 / 29
	Dimensions (WxHxD)	in	32 ^{-15/16} x 12 ^{-1/8} x 7 ^{-7/16}	32 ^{-15/16} x 12 ^{-1/8} x 7 ^{-7/16}	32 ^{-15/16} x 12 ^{-1/8} x 7 ^{-7/16}
	Weight (Net)	lbs	19.73	19.73	19.73
Piping	Weight (Shipping)	lbs	24.5	24.5	33.5
	Liquid Pipe	in	1/4 Flare	1/4 Flare	1/4 Flare
	Vapor Pipe	in	3/8 Flare	3/8 Flare	3/8 Flare
	Drain (OD, ID)	in	27/32, 5/8	27/32, 5/8	27/32, 5/8

Specification			14 kBtu/h	18 kBtu/h	24 kBtu/h
Indoor Unit			KNMAB151A	KNUAB181A	KNMAB241A
Capacity	Cooling	Btu/h	14,300	18,000	24,000
	Heating	Btu/h	15,600	21,600	25,600
Power	Voltage	V, Hz, Ø	208/230, 60, 1	208/230, 60, 1	208/230, 60, 1
	Power/Communication Wiring	No. x AWG	2 x 18	2 x 18	2 x 18
Fan	Type		Cross Flow	Cross Flow	Cross Flow
	Qty	W	1	1	1
	Motor/Drive		Brushless Digitally Controlled / Direct	Brushless Digitally Controlled / Direct	Brushless Digitally Controlled / Direct
	Airflow (H/M/L)	CFM	314 / 268 / 184	558 / 438 / 353	597 / 452 / 367
Unit Data	Rated Amps	A	0.4	0.4	0.4
	Sound Pressure Level (H/M/L)	dB(A)	42 / 38 / 32	44 / 38 / 34	46 / 41 / 36
	Dimensions (WxHxD)	in	32 ^{-15/16} x 12 ^{-1/8} x 7 ^{-7/16}	39 ^{-9/32} x 13 ^{-19/32} x 8 ^{-9/32}	39 ^{-9/32} x 13 ^{-19/32} x 8 ^{-9/32}
	Weight (Net)	lbs	19.73	26	26.5
Piping	Weight (Shipping)	lbs	24.5	24.5	33.5
	Liquid Pipe	in	1/4 Flare	3/8 Flare	1/4 Flare
	Vapor Pipe	in	3/8 Flare	5/8 Flare	1/2 Flare
	Drain (OD, ID)	in	27/32, 5/8	27/32, 5/8	27/32, 5/8

LG Electronics USA, Inc.

Air Conditioning Technologies

4300 North Point Parkway Alpharetta, GA 30022

www.lghvac.com

Residential Multi-Zone Proper sizing and installation of equipment is critical to achieve optimal performance. Split system air conditioners and heat pumps (excluding ductless systems) must be matched with appropriate coil components to meet ENERGY STAR® criteria. Ask your contractor for details or visit www.energystar.gov.

Legal Disclaimer: All material provided herein is for informational or educational purposes only. It is not intended to be a substitute for professional advice. Please consult with your contractor, engineer or design professionals for application to your system. For continual product development, LG Electronics U.S.A., Inc. reserves the right to change specifications without notice. For more technical materials such as submittals, engineering manuals, and catalogs, visit www.lghvac.com. The information provided about third party products, references to third party brands, and links to third party websites is for informational purposes only and does not constitute an endorsement or recommendation, or any offer or solicitation to buy or sell any third-party services or products of any kind.

The technical information shown is meant for licensed HVAC professionals with a working knowledge of the basic refrigeration cycle and the processes necessary to safely service air conditioning equipment sold by LG in the continental United States, Alaska, and Hawaii. Installation and any service work performed must be done by a qualified contractor who has completed LG training to install and repair the LG equipment. Due to LG's policy of continuous product innovation of LG HVAC products, the most current data may be accessed on our website www.LGHVAC.com. LG disclaims any and all responsibility for improper installation of LG products, and any other claims, damages or liabilities arising from dealings with the contractor(s), including those contractors which are part of LG's referral program. Please refer to Resources for more information on the product's limited warranty, which sets forth the full terms and conditions, including, but not limited to, requirements regarding the use of a qualified contractor.

LG, the LG logo, and LG Life's Good, are registered trademarks of LG Corp. ENERGY STAR and the ENERGY STAR mark are registered trademarks owned by the U.S. Environmental Protection Agency. AHRI Certified is a registered trademark of the Air-Conditioning, Heating, and Refrigeration Institute. The AHRI Certified® mark indicates LG Electronics (LG) participation in the AHRI Certification program. For verification of individual certified products, go to www.ahridirectory.org. CSA Group® is a registered trademark of Canadian Standards Association. All indoor and outdoor units are certified by the CSA Group. All other trademarks are the property of their respective owners.

LG Electronics U.S.A., Inc. Air Conditioning Technologies 4300 North Point Parkway, Alpharetta, GA 30022 www.lghvac.com Visit LGHVAC.com for more information. Product specifications may be changed or modified from time to time by LGEUS in its sole discretion.

Copyright © 2025 LG Electronics U.S.A., Inc. ALL RIGHTS RESERVED.





Low Static Ducted



Residential Multi-Zone



LG's Low Static Ducted unit is designed for installations where space constraints and lower external static pressure requirements make traditional ducted solutions impractical. The Low Static Ducted unit is optimized for shorter duct runs with minimal airflow resistance, making it ideal for applications where maintaining efficiency with a compact, discreet design is critical. Its slim profile allows for installation in tight spaces without sacrificing performance. With flexible air intake options (rear or bottom), contractors can adapt the unit to different layouts while ensuring efficient airflow. The adjustable external static pressure control provides added flexibility, allowing fine-tuned air distribution without requiring additional accessories. Ideal for residential and light commercial projects, LG's Low Static Ducted unit offers a space-saving solution.

Models: KNMKB091A, KNMKB121A, KNMKB181A

- **Inverter Fan Motor:** Enhances energy efficiency through precise speed control.
- **Long-Life Washable Prefilter:** Requires less frequent replacement, saving money over time.
- **Factory-Installed Leak Detection Sensor:** Mitigates refrigerant release by detecting leaks early.
- **Convertible Bottom and Rear Return:** Offers flexible installation options to suit different layouts.

Life's Good.



Low Static Ducted



Residential Multi-Zone

Specification			9 kBtu/h	12 kBtu/h	18 kBtu/h
Indoor Unit			KNMKB091A	KNMKB121A	KNMKB181A
Capacity	Cooling	Btu/h	9,000	12,000	18,000
	Heating	Btu/h	10,400	13,800	20,800
Power	Voltage	V, Hz, Ø	208/230, 60, 1	208/230, 60, 1	208/230, 60, 1
	Power/Communication Wiring	No. x AWG	2 x 18	2 x 18	2 x 18
Fan	Type		Sirocco	Sirocco	Sirocco
	Qty	W	1	1	1
	Motor/Drive		Brushless Digitally Controlled / Direct	Brushless Digitally Controlled / Direct	Brushless Digitally Controlled / Direct
	Airflow (H/M/L)	CFM	318 / 247 / 194	353 / 300 / 247	530 / 441 / 353
Unit Data	Rated Amps	A	0.4	0.8	0.8
	Sound Pressure Level (H/M/L)	dB(A)	30 / 26 / 23	31 / 28 / 27	36 / 34 / 31
	Dimensions (WxHxD)	in	27 ^{-9/16} x 7 ^{-15/32} x 27 ^{-9/16}	35 ^{-7/16} x 7 ^{-15/32} x 27 ^{-9/16}	35 ^{-7/16} x 7 ^{-15/32} x 27 ^{-9/16}
	Weight (Net)	lbs	35.1	45.4	45.4
Piping	Weight (Shipping)	lbs	43.4	55.2	55.2
	Liquid Pipe	in	1/4 Flare	1/4 Flare	1/4 Flare
	Vapor Pipe	in	3/8 Flare	3/8 Flare	1/2 Flare
	Drain (OD, ID)	in	1-1/4, 1	1-1/4, 1	1-1/4, 1

LG Electronics USA, Inc.

Air Conditioning Technologies

4300 North Point Parkway Alpharetta, GA 30022

www.lghvac.com

Residential Multi-Zone Proper sizing and installation of equipment is critical to achieve optimal performance. Split system air conditioners and heat pumps (excluding ductless systems) must be matched with appropriate coil components to meet ENERGY STAR® criteria. Ask your contractor for details or visit www.energystar.gov.

Legal Disclaimer: All material provided herein is for informational or educational purposes only. It is not intended to be a substitute for professional advice. Please consult with your contractor, engineer or design professionals for application to your system. For continual product development, LG Electronics U.S.A., Inc., reserves the right to change specifications without notice. For more technical materials such as submittals, engineering manuals, and catalogs, visit www.lghvac.com. The information provided about third party products, references to third party brands, and links to third party websites is for informational purposes only and does not constitute an endorsement or recommendation, or any offer or solicitation to buy or sell any third-party services or products of any kind.

The technical information shown is meant for licensed HVAC professionals with a working knowledge of the basic refrigeration cycle and the processes necessary to safely service air conditioning equipment sold by LG in the continental United States, Alaska, and Hawaii. Installation and any service work performed must be done by a qualified contractor who has completed LG training to install and repair the LG equipment. Due to LG's policy of continuous product innovation of LG HVAC products, the most current data may be accessed on our website www.LGHVAC.com. LG disclaims any and all responsibility for improper installation of LG products, and any other claims, damages or liabilities arising from dealings with the contractor(s), including those contractors which are part of LG's referral program. Please refer to Resources for more information on the product's limited warranty, which sets forth the full terms and conditions, including, but not limited to, requirements regarding the use of a qualified contractor.

LG, the LG logo, and LG Life's Good, are registered trademarks of LG Corp. ENERGY STAR and the ENERGY STAR mark are registered trademarks owned by the U.S. Environmental Protection Agency. AHRI Certified is a registered trademark of the Air-Conditioning, Heating, and Refrigeration Institute. The AHRI Certified® mark indicates LG Electronics (LG) participation in the AHRI Certification program. For verification of individual certified products, go to www.ahridirectory.org. CSA Group® is a registered trademark of Canadian Standards Association. All indoor and outdoor units are certified by the CSA Group. All other trademarks are the property of their respective owners.

LG Electronics U.S.A., Inc. Air Conditioning Technologies 4300 North Point Parkway, Alpharetta, GA 30022 www.lghvac.com Visit LGHVAC.com for more information. Product specifications may be changed or modified from time to time by LGEUS in its sole discretion.

Copyright © 2025 LG Electronics U.S.A., Inc. ALL RIGHTS RESERVED.





Low Wall Console



Residential Multi-Zone



Flexible Comfort, Low Profile



Models: KNUQB091A, KNUQB121A, KNMQB151A

The Low Wall Console is available in 9,000, 12,000, and 15,000 BTU/h capacities. Designed for efficiency and an easy installation, it's a great solution for residential and light commercial spaces. This unit is ideal for areas where traditional systems may not fit due to layout or space constraints, such as rooms with gabled ceilings or sunrooms. Installed low on the wall or on the floor, the console unit offers greater design flexibility without compromising performance. For a cleaner look or tighter spaces, the unit can also be partially recessed into the wall to reduce its footprint and blend more with the room design, providing added installation flexibility without limiting access or function.

- **Factory-installed:** Refrigerant leak detection sensor for release mitigation
- **Flexible Installation:** Mount low on the wall or the floor to suit your space needs.
- **Jet Cool / Jet Heat:** Provides rapid heating and cooling for optimal comfort.
- **Compatibility with Control Accessories:** Wired Controllers, Dry Contacts, and Auxiliary Heat Relay Kit
- **Low Sound Levels:** As low as 27 dB(A) help create a more comfortable living environment

Life's Good.



Low Wall Console



Residential Multi-Zone

Specification			9 kBtu/h	12 kBtu/h	15 kBtu/h
Indoor Unit			KNUQB091A	KNUQB121A	KNMQB151A
Capacity	Cooling	Btu/h	9,000	12,000	15,710
	Heating	Btu/h	10,600	13,650	17,070
Power	Voltage	V, Hz, Ø	208/230, 60, 1	208/230, 60, 1	208/230, 60, 1
	Power/Communication Wiring	No. x AWG	2 x 18	2 x 18	2 x 18
Fan	Type		Turbo	Turbo	Turbo
	Qty	W	1	1	1
	Motor/Drive		Brushless Digitally Controlled / Direct	Brushless Digitally Controlled / Direct	Brushless Digitally Controlled / Direct
	Airflow (Max/H/M/L)	CFM	318 / 300 / 237 / 177	353 / 318 / 244 / 184	388 / 357 / 304 / 254
Unit Data	Rated Amps	A	0.7	0.7	0.7
	Sound Pressure Level (H/M/L)	dB(A)	38 / 32 / 27	39 / 32 / 27	44 / 39 / 35
	Dimensions (WxHxD)	in	27 ^{-9/16} x 23 ^{-5/8} x 8 ^{-9/32}	27 ^{-9/16} x 23 ^{-5/8} x 8 ^{-9/32}	27 ^{-9/16} x 23 ^{-5/8} x 8 ^{-9/32}
	Weight (Net)	lbs	33.7	33.7	33.7
Piping	Weight (Shipping)	lbs	39.7	39.7	39.7
	Liquid Pipe	in	1/4 Flare	1/4 Flare	1/4 Flare
	Vapor Pipe	in	3/8 Flare	3/8 Flare	1/2 Flare
	Drain (OD, ID)	in	21/32, 15/32	21/32, 15/32	21/32, 15/32

LG Electronics USA, Inc.

Air Conditioning Technologies

4300 North Point Parkway Alpharetta, GA 30022

www.lghvac.com

Residential Multi-Zone Proper sizing and installation of equipment is critical to achieve optimal performance. Split system air conditioners and heat pumps (excluding ductless systems) must be matched with appropriate coil components to meet ENERGY STAR® criteria. Ask your contractor for details or visit www.energystar.gov.

Legal Disclaimer: All material provided herein is for informational or educational purposes only. It is not intended to be a substitute for professional advice. Please consult with your contractor, engineer or design professionals for application to your system. For continual product development, LG Electronics U.S.A., Inc., reserves the right to change specifications without notice. For more technical materials such as submittals, engineering manuals, and catalogs, visit www.lghvac.com. The information provided about third party products, references to third party brands, and links to third party websites is for informational purposes only and does not constitute an endorsement or recommendation, or any offer or solicitation to buy or sell any third-party services or products of any kind.

The technical information shown is meant for licensed HVAC professionals with a working knowledge of the basic refrigeration cycle and the processes necessary to safely service air conditioning equipment sold by LG in the continental United States, Alaska, and Hawaii. Installation and any service work performed must be done by a qualified contractor who has completed LG training to install and repair the LG equipment. Due to LG's policy of continuous product innovation of LG HVAC products, the most current data may be accessed on our website www.LGHVAC.com. LG disclaims any and all responsibility for improper installation of LG products, and any other claims, damages or liabilities arising from dealings with the contractor(s), including those contractors which are part of LG's referral program. Please refer to Resources for more information on the product's limited warranty, which sets forth the full terms and conditions, including, but not limited to, requirements regarding the use of a qualified contractor.

LG, the LG logo, and LG Life's Good, are registered trademarks of LG Corp. ENERGY STAR and the ENERGY STAR mark are registered trademarks owned by the U.S. Environmental Protection Agency. AHRI Certified is a registered trademark of the Air-Conditioning, Heating, and Refrigeration Institute. The AHRI Certified® mark indicates LG Electronics (LG) participation in the AHRI Certification program. For verification of individual certified products, go to www.ahridirectory.org. CSA Group® is a registered trademark of Canadian Standards Association. All indoor and outdoor units are certified by the CSA Group. All other trademarks are the property of their respective owners.

LG Electronics U.S.A., Inc. Air Conditioning Technologies 4300 North Point Parkway, Alpharetta, GA 30022 www.lghvac.com Visit LGHVAC.com for more information. Product specifications may be changed or modified from time to time by LGEUS in its sole discretion.

Copyright © 2025 LG Electronics U.S.A., Inc. ALL RIGHTS RESERVED.





Mid Static Ducted



Residential Multi-Zone



9/12/15/18/24 model shown



Versatile Fit, Powerful Comfort

Models: KNUJB091A, KNUJB121A, KNUJB181A,
KNUJB241A, KNUJB301A, KNUJB361A

LG's Mid Static Ducted unit offers a smart balance of airflow and installation flexibility. Ideal for medium duct runs in residential or light commercial spaces, it supports horizontal or vertical installations (MA chassis only; kit required) and rear or bottom air intake. Its compact size, adjustable static pressure help make it a reliable, space-saving solution for even climate control.

- **External Static Pressure (E.S.P.) Capability:** Supports up to 0.59 in. wg for flexible ductwork design.
- **Flexible Installation Options:** Allows for horizontal or vertical installation (MA chassis only; vertical kit ABDAMA0 required).
- **Convertible Bottom and Rear Return:** Offers versatile installation configurations (MA chassis only).
- **Factory-Installed Leak Detection Sensor:** Helps mitigate refrigerant release by detecting leaks early.

Life's Good.

LGRED®



Mid Static Ducted



Residential Multi-Zone

Specification			9 kBtu/h	12 kBtu/h	18 kBtu/h
Indoor Unit			KNUJB091A	KNUJB121A	KNUJB181A
Capacity	Cooling	Btu/h	9,000	12,000	18,000
	Heating	Btu/h	12,000	15,000	20,000
Power	Voltage	V, Hz, Ø	208/230, 60, 1	208/230, 60, 1	208/230, 60, 1
	Power/Communication Wiring	No. x AWG	2 x 18	2 x 18	2 x 18
Fan	Type		Sirocco	Sirocco	Sirocco
	Qty	W	1	1	1
	Motor/Drive		Brushless Digitally Controlled / Direct	Brushless Digitally Controlled / Direct	Brushless Digitally Controlled / Direct
	Airflow (H/M/L)	CFM	353.1 / 317.8 / 282.5	494.4 / 423.8 / 353.1	635.7 / 529.7 / 423.8
	Factory Set External Static Pressure	in. wg	0.24	0.24	0.24
	Maximum External Static Pressure	in. wg	0.59	0.59	0.59
	Rated Amps	A	1.7	1.7	1.7
Unit Data	Sound Pressure Level (H/M/L)	dB(A)	28 / 27 / 26	31 / 29 / 28	36 / 32 / 29
	Dimensions (WxHxD)	in	35-7/16 x 9-21/32 x 27-9/16	35-7/16 x 9-21/32 x 27-9/16	35-7/16 x 9-21/32 x 27-9/16
	Weight (Net)	lbs	61.5	61.5	61.5
	Weight (Shipping)	lbs	71.7	71.7	71.7
	Vertical Install Kit Net / Ship Weight	lbs	4.41 / 5.51	4.41 / 5.51	4.41 / 5.51
Piping	Liquid Pipe	in	1/4 Flare	1/4 Flare	1/4 Flare
	Vapor Pipe	in	3/8 Flare	3/8 Flare	3/8 Flare
	Drain (OD, ID)	in	1-1/4, 1	1-1/4, 1	1-1/4, 1

Specification			24 kBtu/h	30 kBtu/h	36 kBtu/h
Indoor Unit			KNUJB241A	KNUJB301A	KNUJB361A
Capacity	Cooling	Btu/h	24,000	30,000	36,000
	Heating	Btu/h	27,000	34,000	40,000
Power	Voltage	V, Hz, Ø	208/230, 60, 1	208/230, 60, 1	208/230, 60, 1
	Power/Communication Wiring	No. x AWG	2 x 18	2 x 18	2 x 18
Fan	Type		Sirocco	Sirocco	Sirocco
	Qty	W	1	1	1
	Motor/Drive		Brushless Digitally Controlled / Direct	Brushless Digitally Controlled / Direct	Brushless Digitally Controlled / Direct
	Airflow (H/M/L)	CFM	706.3 / 547.4 / 459.1	989 / 848 / 741	1,130 / 989 / 848
	Factory Set External Static Pressure	in. wg	0.24	0.24	0.24
	Maximum External Static Pressure	in. wg	0.59	0.59	0.59
	Rated Amps	A	1.7	2.3	2.3
Unit Data	Sound Pressure Level (H/M/L)	dB(A)	38 / 33 / 30	34 / 33 / 32	36 / 34 / 33
	Dimensions (WxHxD)	in	35-7/16 x 9-21/32 x 27-9/16	49-7/32 x 10-5/8 x 27-9/16	49-7/32 x 10-5/8 x 27-9/16
	Weight (Net)	lbs	64.2	85.3	85.3
	Weight (Shipping)	lbs	74.3	98.3	98.3
	Vertical Install Kit Net / Ship Weight	lbs	4.41 / 5.51	N/A	N/A
Piping	Liquid Pipe	in	1/4 Flare	3/8 Flare	3/8 Flare
	Vapor Pipe	in	1/2 Flare	5/8 Flare	5/8 Flare
	Drain (OD, ID)	in	1-1/4, 1	1-1/4, 1	1-1/4, 1

LG Electronics USA, Inc.

Air Conditioning Technologies

4300 North Point Parkway Alpharetta, GA 30022

www.lghvac.com

Residential Multi-Zone Proper sizing and installation of equipment is critical to achieve optimal performance. Split system air conditioners and heat pumps (excluding ductless systems) must be matched with appropriate coil components to meet ENERGY STAR® criteria. Ask your contractor for details or visit www.energystar.gov.

Legal Disclaimer: All material provided herein is for informational or educational purposes only. It is not intended to be a substitute for professional advice. Please consult with your contractor, engineer or design professionals for application to your system. For continual product development, LG Electronics U.S.A., Inc. reserves the right to change specifications without notice. For more technical materials such as submittals, engineering manuals, and catalogs, visit www.lghvac.com. The information provided about third party products, references to third party brands, and links to third party websites is for informational purposes only and does not constitute an endorsement or recommendation, or any offer or solicitation to buy or sell any third-party services or products of any kind.

The technical information shown is meant for licensed HVAC professionals with a working knowledge of the basic refrigeration cycle and the processes necessary to safely service air conditioning equipment sold by LG in the continental United States, Alaska, and Hawaii. Installation and any service work performed must be done by a qualified contractor who has completed LG training to install and repair the LG equipment. Due to LG's policy of continuous product innovation of LG HVAC products, the most current data may be accessed on our website www.LGHVAC.com. LG disclaims any and all responsibility for improper installation of LG products, and any other claims, damages or liabilities arising from dealings with the contractor(s), including those contractors which are part of LG's referral program. Please refer to Resources for more information on the product's limited warranty, which sets forth the full terms and conditions, including, but not limited to, requirements regarding the use of a qualified contractor.

LG, the LG logo, and LG Life's Good, are registered trademarks of LG Corp. ENERGY STAR and the ENERGY STAR mark are registered trademarks owned by the U.S. Environmental Protection Agency. AHRI Certified is a registered trademark of the Air-Conditioning, Heating, and Refrigeration Institute. The AHRI Certified® mark indicates LG Electronics (LG) participation in the AHRI Certification program. For verification of individual certified products, go to www.ahridirectory.org. CSA Group® is a registered trademark of Canadian Standards Association. All indoor and outdoor units are certified by the CSA Group. All other trademarks are the property of their respective owners.

LG Electronics U.S.A., Inc. Air Conditioning Technologies 4300 North Point Parkway, Alpharetta, GA 30022 www.lghvac.com Visit LGHVAC.com for more information. Product specifications may be changed or modified from time to time by LGEUS in its sole discretion.

Copyright © 2025 LG Electronics U.S.A., Inc. ALL RIGHTS RESERVED.



LG Multi-Position Air Handler



Residential Multi-Zone



Quiet, Reliable Whole-Home Comfort

The LG Multi-Position Air Handler Unit delivers powerful, inverter-driven comfort with flexible installation options. Designed for upflow, downflow, or horizontal airflow, this ducted unit fits easily into new homes or retrofits. With smart controls and low noise models available, it's a versatile solution for whole-home heating and cooling.

Models: KNMLB121A, KNMLB181A, KNMLB241A,
KNMLB301A, KNMLB361A

- **Four-Way Flexibility:** Supports upflow, downflow, horizontal left, and horizontal right airflow configurations.
- **Quiet, Reliable Comfort:** BLDC fan motor with microprocessor control ensures low-noise performance and constant airflow.
- **Smart Connectivity:** Optional Wi-Fi module enables remote control through the LG ThinQ® app and voice assistants.
- **Tool-Free Filter Access:** Easy maintenance with quick front panel removal—no screws required.
- **Built-In Efficiency:** Embedded EEV and refrigerant detection sensor.
- **Cold Climate Ready:** Select units with **LGRED®** provide reliable operation down to -13 °F.

Life's Good.

LGRED®

**LG**

Multi-Position Air Handler



Residential Multi-Zone

Specification			12 kBtu/h	18 kBtu/h	24 kBtu/h
Indoor Unit			KNMLB121A	KNMLB181A	KNMLB241A
Capacity	Cooling	Btu/h	12,000	18,000	24,000
	Heating	Btu/h	15,000	20,000	27,000
Power	Voltage	V, Hz, Ø	208/230, 60, 1	208/230, 60, 1	208/230, 60, 1
	Power/Communication Wiring	No. x AWG	2 x 18	2 x 18	2 x 18
Fan	Type		Sirocco	Sirocco	Sirocco
	Qty		1	1	1
	Motor/Drive		Brushless Digitally Controlled / Direct	Brushless Digitally Controlled / Direct	Brushless Digitally Controlled / Direct
	Airflow (H/M/L)	CFM	500 / 460 / 420	600 / 510 / 440	800 / 700 / 580
	Maximum External Static Pressure	in. wg	1.0	1.0	1.0
	Rated Amps	A	2.8	2.8	2.8
Unit Data	Sound Pressure Level (H/M/L)	dB(A)	34 / 31 / 28	35 / 32 / 29	36 / 33 / 29
	Dimensions (WxHxD)	in	18 x 48 ^{-21/32} x 21 ^{-3/8}	18 x 48 ^{-21/32} x 21 ^{-3/8}	18 x 48 ^{-21/32} x 21 ^{-3/8}
	Weight (Net)	lbs	115.1	115.3	115.3
	Weight (Shipping)	lbs	127.2	127.4	127.4
Piping	Liquid Pipe	in	1/4 Flare	1/4 Flare	1/4 Flare
	Vapor Pipe	in	3/8 Flare	1/2 Flare	1/2 Flare
	Drain (ID)	in	3/4 FPT	3/4 FPT	3/4 FPT

Specification			30 kBtu/h	36 kBtu/h
Indoor Unit			KNMLB301A	KNMLB361A
Capacity	Cooling	Btu/h	30,000	36,000
	Heating	Btu/h	34,000	40,000
Power	Voltage	V, Hz, Ø	208/230, 60, 1	208/230, 60, 1
	Power/Communication Wiring	No. x AWG	2 x 18	2 x 18
Fan	Type		Sirocco	Sirocco
	Qty	W	1	1
	Motor/Drive		Brushless Digitally Controlled / Direct	Brushless Digitally Controlled / Direct
	Airflow (H/M/L)	CFM	875 / 750 / 630	1050 / 980 / 900
	Maximum External Static Pressure	in. wg	1.0	1.0
	Rated Amps	A	3.4	3.4
Unit Data	Sound Pressure Level (H/M/L)	dB(A)	40 / 37 / 35	40 / 37 / 35
	Dimensions (WxHxD)	in	21 x 55 ^{-3/16} x 21 ^{-3/8}	21 x 55 ^{-3/16} x 21 ^{-3/8}
	Weight (Net)	lbs	138.2	138.2
	Weight (Shipping)	lbs	152.8	152.8
Piping	Liquid Pipe	in	3/8 Flare	3/8 Flare
	Vapor Pipe	in	5/8 Flare	5/8 Flare
	Drain (ID)	in	3/4 FPT	3/4 FPT

LG Electronics USA, Inc.

Air Conditioning Technologies

4300 North Point Parkway Alpharetta, GA 30022

www.lghvac.com

Residential Multi-Zone Proper sizing and installation of equipment is critical to achieve optimal performance. Split system air conditioners and heat pumps (excluding ductless systems) must be matched with appropriate coil components to meet ENERGY STAR® criteria. Ask your contractor for details or visit www.energystar.gov.

Legal Disclaimer: All material provided herein is for informational or educational purposes only. It is not intended to be a substitute for professional advice. Please consult with your contractor, engineer or design professionals for application to your system. For continual product development, LG Electronics U.S.A., Inc., reserves the right to change specifications without notice. For more technical materials such as submittals, engineering manuals, and catalogs, visit www.lghvac.com. The information provided about third party products, references to third party brands, and links to third party websites is for informational purposes only and does not constitute an endorsement or recommendation, or any offer or solicitation to buy or sell any third-party services or products of any kind.

The technical information shown is meant for licensed HVAC professionals with a working knowledge of the basic refrigeration cycle and the processes necessary to safely service air conditioning equipment sold by LG in the continental United States, Alaska, and Hawaii. Installation and any service work performed must be done by a qualified contractor who has completed LG training to install and repair the LG equipment. Due to LG's policy of continuous product innovation of LG HVAC products, the most current data may be accessed on our website www.LGHVAC.com. LG disclaims any and all responsibility for improper installation of LG products, and any other claims, damages or liabilities arising from dealings with the contractor(s), including those contractors which are part of LG's referral program. Please refer to Resources for more information on the product's limited warranty, which sets forth the full terms and conditions, including, but not limited to, requirements regarding the use of a qualified contractor.

LG, the LG logo, and LG Life's Good, are registered trademarks of LG Corp. ENERGY STAR and the ENERGY STAR mark are registered trademarks owned by the U.S. Environmental Protection Agency. AHRI Certified is a registered trademark of the Air-Conditioning, Heating, and Refrigeration Institute. The AHRI Certified® mark indicates LG Electronics (LG) participation in the AHRI Certification program. For verification of individual certified products, go to www.ahridirectory.org. CSA Group® is a registered trademark of Canadian Standards Association. All indoor and outdoor units are certified by the CSA Group. All other trademarks are the property of their respective owners.

LG Electronics U.S.A., Inc. Air Conditioning Technologies 4300 North Point Parkway, Alpharetta, GA 30022 www.lghvac.com Visit LGHVAC.com for more information. Product specifications may be changed or modified from time to time by LGEUS in its sole discretion.

Copyright © 2025 LG Electronics U.S.A., Inc. ALL RIGHTS RESERVED.

**LG**

4-Way Ceiling Cassette (2x2)

**Residential Single-Zone**

Efficient, Even Airflow with Sleek Design

Models: KNUDB091A, KNUDB121A, KNUDB181A

The 4-Way Ceiling Cassette (2 x 2) indoor unit provides duct-free installation with an elegant design. It helps provide even air distribution and features four-way controlled louvers and adjustable fan speeds, making it ideal for large, open spaces. The panel is a required accessory and purchased at an additional cost.

- **Multiple Operating Modes:** Includes Cooling, Heating, Dehumidifying, and Fan modes.
- **Independent Louver Control:** Adjusts airflow direction for personalized comfort.
- **Internal Condensate Pump:** Facilitates effective drainage.
- **Swirl Wind Technology:** Controls louvers and fan speeds to create a stronger, wider airflow.
- **Jet Cool Function:** Operates at high fan speeds for 30 minutes to cool down a room quickly.
- **Wide Operating Range:** Functions down to 5 °F in cooling mode and -4 °F in heating mode.
- **Flexible Refrigerant Piping:** Allows lengths up to 164 feet and an elevation difference of up to 49 or 98 feet (depending on the model).

Life's Good.**ThinQ®**



4-Way Ceiling Cassette (2x2)



Residential Single-Zone

Specification			9 kBtu/h	12 kBtu/h	18 kBtu/h
System			KSUDB091A	KSUDB121A	KSUDB181A
Indoor Unit			KNUDB091A	KNUDB121A	KNUDB181A
Outdoor Unit			KUSXB091A	KUSXB121A	KUSXB181A
Required Grille Model Number			PT-QAGW0	PT-QAGW0	PT-QAGW0
Capacity	Cooling Capacity (Min ~ Rated ~ Max)	Btu/h	3,400-9,000-9,900	3,600-11,100-12,400	7,200-18,000 ~23,000
	Heating Capacity (Min ~ Rated ~ Max)	Btu/h	2,800-11,000-15,000	4,400-14,000-16,500	7,000-20,000-24,000
	Max Heating Capacity at 17 °F	Btu/h	11,600	12,700	20,800
	Max Heating Capacity at 5 °F	Btu/h	10,400	10,700	19,000
	Max Heating Capacity at -4 °F	Btu/h	9,300	9,800	17,600
	SEER2		22.2	21.5	20.5
	EER2		13.9	13	13
	HSPF2		10.00	10.1	9.5
Power	Voltage (IDU)	V, Hz, Ø	208/230, 60, 1	208/230, 60, 1	208/230, 60, 1
	Voltage (ODU)	V, Hz, Ø	208/230, 60, 1	208/230, 60, 1	208/230, 60, 1
	Cooling Power Input (Min ~ Rated ~ Max)	kW	0.18 ~0.65-0.83	0.19-0.85-1.10	0.46-1.385-2.50
	Heating Power Input (Min ~ Rated ~ Max)	kW	0.13~0.81-1.35	0.15-1.210 ~1.62	0.50-1.776~2.40
	MCA / MOCP	A	13.4 / 15	13.4 / 15	16.0 / 25
	Power Supply Wiring	No. x AWG	3 x 12	3 x 12	3 x 12
	Rated Amps	A	9.65	9.65	13.35
	Operation Range	ODU Operation Range Heating	°F WB	-4 to 64	-4 to 64
ODU Operation Range Cooling		°F DB	5 to 118	5 to 118	5 to 118
IDU Operation Range Heating		°F WB	57 to 77	57 to 77	57 to 77
IDU Operation Range Cooling		°F DB	59 to 81	59 to 81	59 to 81
Setpoint Range Cooling		°F	65 to 86	65 to 86	65 to 86
Setpoint Range Heating		°F	61 to 86	61 to 86	61 to 86
Dimensions	IDU Dimensions (W x H x D)	in	22- ⁷ / ₁₆ x 8- ⁷ / ₁₆ x 22- ⁷ / ₁₆	22- ⁷ / ₁₆ x 8- ⁷ / ₁₆ x 22- ⁷ / ₁₆	22- ⁷ / ₁₆ x 10- ³ / ₃₂ x 22- ⁷ / ₁₆
	ODU Dimensions (W x H x D)	in	30- ⁵ / ₁₆ x 21- ¹⁵ / ₃₂ x 11- ¹¹ / ₃₂	30- ⁵ / ₁₆ x 21- ¹⁵ / ₃₂ x 11- ¹¹ / ₃₂	37- ¹⁹ / ₃₂ x 32- ²⁷ / ₃₂ x 13
Weight	IDU Weight (Net / Shipping)	lbs	28.4 / 34	28.4 / 34	30.9 / 37
	ODU Weight (Net / Shipping)	lbs	75 / 79.4	75 / 79.4	136 / 154.3
Unit Data	Airflow Rate Cooling (Max / H / M / L)	CFM	300 / 265 / 230	335 / 283 / 247	459 / 424 / 388
	Dehumidification	pts/hr	1.5	2.5	3.1
	Compressor Type		Rotary x 1	Rotary x 1	Twin Rotary x 1
	Refrigerant Type		R32	R32	R32
Sound Pressure	Indoor Cooling (H / M / L)	dB(A)	36 / 33 / 30	38 / 35 / 32	41 / 39 / 36
	Indoor Heating (H / M / L)	dB(A)	36 / 33 / 30	38 / 35 / 32	41 / 39 / 36
	Outdoor Max (Cool / Heat)	dB(A)	47 / 51	49 / 52	48 / 52
Piping	Liquid Pipe (Connection / Pipe Size)	in	¹ / ₄ Flare / ¹ / ₄ Flare	¹ / ₄ Flare / ¹ / ₄ Flare	¹ / ₄ Flare / ³ / ₈ Flare
	Vapor Pipe (Connection / Pipe Size)	in	³ / ₈ Flare / ³ / ₈ Flare	³ / ₈ Flare / ³ / ₈ Flare	¹ / ₂ Flare / ⁵ / ₈ Flare
	Pipe Length (Min / Standard / Max)	ft	16.4 / 65.6	16.4 / 65.6	16.4 / 164
	Piping Length (no add'l refrigerant)	ft	24.6	24.6	24.6
	Max Pipe Elevation	ft	49.2	49.2	98.4
	Pre-Charge	Oz	38.8	38.8	67
	Additional Refrigerant	oz/ft	0.22	0.22	0.38
	Drain (OD, ID)	in	1- ¹ / ₄ , 1	1- ¹ / ₄ , 1	1- ¹ / ₄ , 1

LG Electronics USA, Inc.

Air Conditioning Technologies
4300 North Point Parkway Alpharetta, GA 30022
www.lghvac.com



Residential Multi-Zone Proper sizing and installation of equipment is critical to achieve optimal performance. Split system air conditioners and heat pumps (excluding ductless systems) must be matched with appropriate coil components to meet ENERGY STAR® criteria. Ask your contractor for details or visit www.energystar.gov.

Legal Disclaimer: All material provided herein is for informational or educational purposes only. It is not intended to be a substitute for professional advice. Please consult with your contractor, engineer or design professionals for application to your system. For continual product development, LG Electronics U.S.A., Inc. reserves the right to change specifications without notice. For more technical materials such as submittals, engineering manuals, and catalogs, visit www.lghvac.com. The information provided about third party products, references to third party brands, and links to third party websites is for informational purposes only and does not constitute an endorsement or recommendation, or any offer or solicitation to buy or sell any third-party services or products of any kind.

The technical information shown is meant for licensed HVAC professionals with a working knowledge of the basic refrigeration cycle and the processes necessary to safely service air conditioning equipment sold by LG in the continental United States, Alaska, and Hawaii. Installation and any service work performed must be done by a qualified contractor who has completed LG training to install and repair the LG equipment. Due to LG's policy of continuous product innovation of LG HVAC products, the most current data may be accessed on our website www.LGHVAC.com. LG disclaims any and all responsibility for improper installation of LG products, and any other claims, damages or liabilities arising from dealings with the contractor(s), including those contractors which are part of LG's referral program. Please refer to Resources for more information on the product's limited warranty, which sets forth the full terms and conditions, including, but not limited to, requirements regarding the use of a qualified contractor.

LG, the LG logo, and LG Life's Good, are registered trademarks of LG Corp. ENERGY STAR and the ENERGY STAR mark are registered trademarks owned by the U.S. Environmental Protection Agency. AHRI Certified is a registered trademark of the Air-Conditioning, Heating, and Refrigeration Institute. The AHRI Certified® mark indicates LG Electronics (LG) participation in the AHRI Certification program. For verification of individual certified products, go to www.ahridirectory.org. CSA Group® is a registered trademark of Canadian Standards Association. All indoor and outdoor units are certified by the CSA Group. All other trademarks are the property of their respective owners.

LG Electronics U.S.A., Inc. Air Conditioning Technologies 4300 North Point Parkway, Alpharetta, GA 30022 www.lghvac.com Visit LGHVAC.com for more information. Product specifications may be changed or modified from time to time by LGEUS in its sole discretion.

Copyright © 2025 LG Electronics U.S.A., Inc. ALL RIGHTS RESERVED.

**LG**

4-Way Ceiling Cassette (3x3)

**Residential Single-Zone**

Efficient, Even Airflow with Sleek Design

Models: KNSCB241A, KNSCB301A, KNSCB361A,
KNSCB421A, and KNSCB481A

The 4-Way Ceiling Cassette (3 x 3) indoor unit provides duct-free installation with a modern design. It helps provide even air distribution and features four-way controlled louvers and adjustable fan speeds, making it ideal for large, open spaces. The panel is a required accessory and purchased at an additional cost.

- **Multiple Operating Modes:** Includes Cooling, Heating, Dehumidifying, and Fan modes.
- **Independent Louver Control:** Adjusts airflow direction for personalized comfort.
- **Internal Condensate Pump:** Facilitates effective drainage.
- **Swirl Wind Technology:** Controls louvers and fan speeds to create a stronger, wider airflow.
- **Jet Cool Function:** Operates at high fan speeds for 30 minutes to cool down a room quickly.
- **Wide Operating Range:** Functions down to 5 °F in cooling mode.
- **Flexible Refrigerant Piping:** Allows lengths up to 164 or 246 feet (depending on the model) and an elevation difference of up to 98 feet.

Life's Good.**ThinQ®**



4-Way Ceiling Cassette (3x3)



Residential Single-Zone

Specification			24 kBtu/h	30 kBtu/h	36 kBtu/h	42 kBtu/h	48 kBtu/h
System			KSSCB241A	KSSCB301A	KSSCB361A	KSSCB421A	KSSCB481A
Indoor Unit			KNSCB241A	KNSCB301A	KNSCB361A	KNSCB421A	KNSCB481A
Outdoor Unit			KUSXB241A	KUSXB301A	KUSXB361A	KUSXB421A	KUSXB481A
Required Panel Model Number			PT-AAGW0	PT-AAGW0	PT-AAGW0	PT-AAGW0	PT-AAGW0
Capacity	Cooling Capacity (Min-Rated-Max)	Btu/h	9,300~23,000~29,000	12,000~30,000~35,000	14,400~36,000~42,000	16,800~42,000~48,700	19,200~48,000~53,000
	Heating Capacity (Min-Rated-Max)	Btu/h	10,000~27,000~30,000	14,000~33,000~37,000	16,000~40,000~42,200	18,800~48,000~49,800	19,000~51,000~54,000
	Max Heating Capacity at 17 °F	Btu/h	25,000	33,800	38,000	41,500	41,500
	Max Heating Capacity at 5 °F	Btu/h	23,000	32,000	35,000	40,000	40,000
	Max Heating Capacity at -4 °F	Btu/h	21,000	27,000	31,450	35,200	36,960
	SEER2		21.0	21.0	22.0	21.0	21.20
	EER2		13.00	12.10	13.00	13.00	12.10
HSPF2			10.2	10.0	10.3	10.8	10.40
Power	Voltage (IDU)	V, Hz, Ø	208/230, 60, 1	208/230, 60, 1	208/230, 60, 1	208/230, 60, 1	208/230, 60, 1
	Voltage (ODU)	V, Hz, Ø	208/230, 60, 1	208/230, 60, 1	208/230, 60, 1	208/230, 60, 1	208/230, 60, 1
	Cooling Power Input (Min-Rated-Max)	kW	0.59~1.769~3.10	0.80~2.480~3.60	0.72~2.77~3.90	1.16~3.18~5.50	1.15~3.97~5.92
	Heating Power Input (Min-Rated-Max)	kW	0.55~2.20~3.10	0.80~2.545~4.00	0.80~2.75~4.05	1.17~3.35~4.93	1.45~3.77~5.37
	MCA / MOCP	A	16.0 / 25	19.1 / 30	32.0 / 35	32.0 / 40	32.0 / 40
	Power Communication Wiring	No. x AWG	3 x 12	3 x 10	3 x 10	3 x 10	3 x 10
	Rated Amps	A	11.5	14.0	22.0	22.0	22.0
Operation Range	ODU Operation Range Heating	°F WB	4 to 64	4 to 64	4 to 64	4 to 64	4 to 64
	ODU Operation Range Cooling	°F DB	5 to 118	5 to 118	5 to 118	5 to 118	5 to 118
	IDU Operation Range Heating	°F WB	57 to 77	57 to 77	57 to 77	57 to 77	57 to 77
	IDU Operation Range Cooling	°F DB	59 to 81	59 to 81	59 to 81	59 to 81	59 to 81
	Setpoint Range Cooling	°F	65 to 86	65 to 86	65 to 86	65 to 86	65 to 86
	Setpoint Range Heating	°F	61 to 86	61 to 86	61 to 86	61 to 86	61 to 86
Dimensions	IDU Dimensions (W x H x D)	in	33 1⁄16 x 8 1⁄32 x 33 1⁄16	33 1⁄16 x 8 1⁄32 x 33 1⁄16	33 1⁄16 x 8 1⁄32 x 33 1⁄16	33 1⁄16 x 11 1⁄32 x 33 1⁄16	33 1⁄16 x 11 1⁄32 x 33 1⁄16
	ODU Dimensions (W x H x D)	in	37 13⁄32 x 32 27⁄32 x 13	37 13⁄32 x 32 27⁄32 x 13	37 13⁄32 x 54 11⁄32 x 13	37 13⁄32 x 54 11⁄32 x 13	37 13⁄32 x 54 11⁄32 x 13
Weight	IDU Weight (Net / Shipping)	lbs	45.9 / 56	56.4 / 70.5	56.4 / 70.5	60.2 / 74.3	60.2 / 74.3
	ODU Weight (Net / Shipping)	lbs	136 / 154.3	141.1 / 159.4	190.2 / 214.3	190.2 / 214.3	190.2 / 214.3
Unit Data	Airflow Rate Cooling (Max/H/M/L)	CFM	794 / 671 / 600 / 530	840 / 755 / 670	971 / 883 / 794	1,130 / 953 / 812	1,130 / 953 / 812
	Dehumidification	pts/hr	3.8	5.4	7.8	8.4	10.7
	Compressor Type		Twin Rotary x 1	R1 Scroll x 1	R1 Scroll x 1	R1 Scroll x 1	R1 Scroll x 1
	Refrigerant Type		R32	R32	R32	R32	R32
Sound Pressure	Indoor Cooling (H / M / L)	dB(A)	40 / 37 / 35	42 / 41 / 40	44 / 42 / 41	46 / 43 / 41	46 / 43 / 41
	Indoor Heating (H / M / L)	dB(A)	40 / 37 / 35	42 / 41 / 40	44 / 42 / 41	46 / 43 / 41	46 / 43 / 41
	Outdoor Max (Cool / Heat)	dB(A)	48 / 52	52 / 54	52 / 54	54 / 56	54 / 56
Piping	Liquid Pipe (Connection / Pipe)	in	3⁄8 Flare / 3⁄8 Flare	3⁄8 Flare / 3⁄8 Flare	3⁄8 Flare / 3⁄8 Flare	3⁄8 Flare / 3⁄8 Flare	3⁄8 Flare / 3⁄8 Flare
	Vapor Pipe (Connection / Pipe)	in	5⁄8 Flare / 5⁄8 Flare	5⁄8 Flare / 5⁄8 Flare	5⁄8 Flare / 5⁄8 Flare	5⁄8 Flare / 5⁄8 Flare	5⁄8 Flare / 5⁄8 Flare
	Pipe Length (Min/Max)	ft	16.4 / 164	16.4 / 164	16.4 / 246	16.4 / 246	16.4 / 246
	Piping Length (no add'l refrigerant)	ft	24.6	24.6	24.6	24.6	24.6
	Max Pipe Elevation	ft	98.4	98.4	98.4	98.4	98.4
	Pre Charge	Oz	67	67	106	106	106
	Additional Refrigerant	oz/ft	0.38	0.38	0.43	0.43	0.43
	Drain (OD, ID)	in	1 1⁄4, 1	1 1⁄4, 1	1 1⁄4, 1	1 1⁄4, 1	1 1⁄4, 1

LG Electronics USA, Inc.

Air Conditioning Technologies

4300 North Point Parkway Alpharetta, GA 30022

www.lghvac.com



Residential Multi-Zone Proper sizing and installation of equipment is critical to achieve optimal performance. Split system air conditioners and heat pumps (excluding ductless systems) must be matched with appropriate coil components to meet ENERGY STAR® criteria. Ask your contractor for details or visit www.energystar.gov.

Legal Disclaimer: All material provided herein is for informational or educational purposes only. It is not intended to be a substitute for professional advice. Please consult with your contractor, engineer or design professionals for application to your system. For continual product development, LG Electronics U.S.A., Inc. reserves the right to change specifications without notice. For more technical materials such as submittals, engineering manuals, and catalogs, visit www.lghvac.com. The information provided about third party products, references to third party brands, and links to third party websites is for informational purposes only and does not constitute an endorsement or recommendation, or any offer or solicitation to buy or sell any third-party services or products of any kind.

The technical information shown is meant for licensed HVAC professionals with a working knowledge of the basic refrigeration cycle and the processes necessary to safely service air conditioning equipment sold by LG in the continental United States, Alaska, and Hawaii. Installation and any service work performed must be done by a qualified contractor who has completed LG training to install and repair the LG equipment. Due to LG's policy of continuous product innovation of LG HVAC products, the most current data may be accessed on our website www.LGHVAC.com. LG disclaims any and all responsibility for improper installation of LG products, and any other claims, damages or liabilities arising from dealings with the contractor(s), including those contractors which are part of LG's referral program. Please refer to Resources for more information on the product's limited warranty, which sets forth the full terms and conditions, including, but not limited to, requirements regarding the use of a qualified contractor.

LG, the LG logo, and LG Life's Good, are registered trademarks of LG Corp. ENERGY STAR and the ENERGY STAR mark are registered trademarks owned by the U.S. Environmental Protection Agency. AHRI Certified is a registered trademark of the Air-Conditioning, Heating, and Refrigeration Institute. The AHRI Certified® mark indicates LG Electronics (LG) participation in the AHRI Certification program. For verification of individual certified products, go to www.ahridirectory.org. CSA Group® is a registered trademark of Canadian Standards Association. All indoor and outdoor units are certified by the CSA Group. All other trademarks are the property of their respective owners.

LG Electronics U.S.A., Inc. Air Conditioning Technologies 4300 North Point Parkway, Alpharetta, GA 30022 www.lghvac.com Visit LGHVAC.com for more information. Product specifications may be changed or modified from time to time by LGEUS in its sole discretion.


Copyright © 2025 LG Electronics U.S.A., Inc. ALL RIGHTS RESERVED.



A-Coil



Residential Single-Zone



Compact, Efficient, and Dual-Fuel Ready

Models: LKMMA18A1, LKMMA18B1, LKMMA24B1, LKMMA30B1, LKMMA36B1, LKMMA36B1, LKMMA36C1, LKMMA42C1, LKMMA48C1, LKMMA48D1, LKMMA60C1, and LKMMA60D1

The LG A-Coil is engineered for flexible installation, reliable performance, and dual-fuel compatibility. Compact enough for tight spaces, this A-Coil supports upflow, downflow, and horizontal airflow. Ideal for pairing with most gas furnaces and select **LGRED°** outdoor units, it offers efficient heating and cooling in all climates.

- **Dual-Fuel Ready:** Pairs with most existing gas furnaces and LG outdoor units including select **LGRED°** units for energy-efficient hybrid systems.
- **Intelligent Communication:** Embedded Communication Kit in LG outdoor units monitors outdoor conditions and system performance to switch between gas furnace and heat pump for optimal dual-fuel efficiency.
- **Compact Size:** Low-height cabinet (24–29 in.) fits in space-limited installs without sacrificing performance.
- **Flexible Configuration:** Supports all airflow directions—upflow, downflow, horizontal left and right.
- **Smart Design:** Built-in Thermal Expansion Valve (TXV), R-32 refrigerant sensor, and plenum flange.

Life's Good.

LGRED°

- **Reliable Construction:** Fully insulated cabinet with aluminum fin and tube coil for lasting performance.
- **AHRI Certified:** Compatible with high-AFUE rated gas furnaces to maximize heating efficiency.
- **Energy Efficient:** Select models qualify for ENERGY STAR® or ENERGY STAR® Cold Climate designation.
- **Easy Drainage:** Left and right-hand drain connections plus UL-approved horizontal drain pan.

Specification			18 kBtu/h	18 kBtu/h	24kBtu/h	30 kBtu/h
System			KSSMB18AA	KSSMB18BA	KSSMB24BA	KSSMB30BA
Indoor Unit			LKMMMA18A1	LKMMMA18B1	LKMMMA24B1	LKMMMA30B1
Outdoor Unit			KUSXB181A	KUSXB181A	KUSXB241A	KUSXB301A
Capacity	Cooling Capacity (Min ~ Rated ~ Max)	Btu/h	6,800~17,000~19,000	7,200~18,000~20,000	8,900~21,600~24,000	9,900~27,600~30,000
	Heating Capacity (Min ~ Rated ~ Max)	Btu/h	7,000~20,000~21,000	7,000~20,000~21,000	11,000~24,000~25,000	12,900~30,000~31,000
	Max Heating Capacity at 17 °F	Btu/h	17,600	17,600	22,000	26,400
	Max Heating Capacity at 5 °F	Btu/h	16,000	16,000	20,000	24,000
	Max Heating Capacity at -4 °F	Btu/h	14,900	14,900	17,600	21,800
	SEER2		15	15.2	15.2	15.0
	EER2		11.50	11.70	11.70	10.0
	HSPF2		8.1	8.1	8.5	8.3
COP at 47°F			3.20	3.20	3.14	3.10
Power	Voltage (IDU)	V, Hz, Ø	208-230 / 60 / 1	208-230 / 60 / 1	208-230 / 60 / 1	208-230 / 60 / 1
	Cooling Power Input (Min ~ Rated ~ Max)	kW	0.52~1.478~1.70	0.57~1.54~1.85	0.70~1.85~2.23	0.97~2.76~3.31
	Heating Power Input (Min ~ Rated ~ Max)	kW	0.55~1.83~2.01	0.53~1.83~2.01	0.74~2.24~2.46	0.94~2.84~3.07
	MCA / MOCP	A	16.0 / 25	16.0 / 25	16.0 / 25	19.1 / 30
	Power Communication Wiring	No. x AWG	3 x 12	3 x 12	3 x 12	3 x 10
	Rated Amps	A	1.6	1.6	1.6	1.6
Operation Range	ODU Operation Range Heating	°F WB	-4 to 64	-4 to 64	-4 to 64	-4 to 64
	ODU Operation Range Cooling	°F DB	5 to 118	5 to 118	5 to 118	5 to 118
Dimensions	IDU Dimensions (W x H x D)	in	14~1/2 x 24 x 21	17~1/2 x 24 x 21	17~1/2 x 24 x 21	17~1/2 x 26 x 21
	ODU Dimensions (W x H x D)	in	37~13/32 x 32~27/32 x 13	37~13/32 x 32~27/32 x 13	37~13/32 x 32~27/32 x 13	37~13/32 x 32~27/32 x 13
Weight	IDU Weight (Net / Shipping)	lbs	44 / 49	46 / 52	46 / 52	54 / 60
	ODU Weight (Net / Shipping)	lbs	136 / 154.3	136 / 154.3	136 / 154.3	141.1 / 159.4
Unit Data	Airflow Rate (Max / H / M / L)	CFM	450 ~ 600	450 ~ 600	600 ~ 800	750 ~ 1,000
	Dehumidification	pts/hr	2.75	2.75	4.23	5.6
	Compressor Type		Twin Rotary	Twin Rotary	Twin Rotary	R1 Scroll
	Refrigerant Type		R-32	R-32	R-32	R-32
Sound Pressure	Outdoor Max (Cool / Heat)	dB(A)	48 / 52	48 / 52	48 / 52	52 / 54
Piping	Liquid Pipe (Connection / Pipe Size)	in	3/8 Braze	3/8 Braze	3/8 Braze	3/8 Braze
	Vapor Pipe (Connection / Pipe Size)	in	3/4 Braze	3/4 Braze	3/4 Braze	3/4 Braze
	Outdoor Unit Piping Liquid (O.D.)	in	3/8 Flare	3/8 Flare	3/8 Flare	3/8 Flare
	Outdoor Unit Piping Vapor (O.D.)	in	5/8 Flare	5/8 Flare	5/8 Flare	5/8 Flare
	Pipe Length (Min / Max)	ft	16.4 / 164	16.4 / 164	16.4 / 164	16.4 / 164
	Piping Length (no add'l refrigerant)	ft	24.6	24.6	24.6	24.6
	Max Pipe Elevation	ft	98.4	98.4	98.4	98.4
	Pre Charge	Oz	4.2	4.2	4.2	4.2
	Additional Refrigerant	oz/ft	0.38	0.38	0.38	0.38
	Drain (OD, ID)	in	1~1/4 / 1	1~1/4 / 1	1~1/4 / 1	1~1/4 / 1
ENERGY STAR® / Cold Climate			No / No	Yes / Yes	Yes / Yes	No / No

Specification			36 kBtu/h	36 kBtu/h	42 kBtu/h	48 kBtu/h
	System		KSSMB36BA	KSSMB36CA	KSSMB42CA	KSSMB48CA
	Indoor Unit		LKMMMA36B1	LKMMMA36C1	LKMMMA42C1	LKMMMA48C1
	Outdoor Unit		KUSXB361A	KUSXB361A	KUSXB421A	KUSXB481A
Capacity	Cooling Capacity (Min ~ Rated ~ Max)	Btu/h	13,100~34,400~36,000	13,100~34,400~37,000	16,000~41,000~44,000	18,200~45,500~48,000
	Heating Capacity (Min ~ Rated ~ Max)	Btu/h	15,200~37,000~38,000	15,200~37,000~38,000	18,100~43,000~45,000	18,100~43,000~45,000
	Max Heating Capacity at 17 °F	Btu/h	35,500	35,500	39,200	41,000
	Max Heating Capacity at 5 °F	Btu/h	24,000	32,000	36,000	38,000
	Max Heating Capacity at -4 °F	Btu/h	29,100	29,100	32,000	33,800
	SEER2		15.2	15.5	15.2	15.2
	EER2		11.7	11.7	11.70	10.50
	HSPF2		8.4	8.5	8.5	8.3
	COP at 47°F		3.30	3.30	3.32	3.4
Power	Voltage (IDU)	V, Hz, Ø	208-230 / 60 / 1	208-230 / 60 / 1	208-230 / 60 / 1	208-230 / 60 / 1
	Cooling Power Input (Min ~ Rated ~ Max)	kW	1.03~2.94~3.27	1.03~2.94~3.47	1.23~3.51~3.89	1.56~4.34~4.72
	Heating Power Input (Min ~ Rated ~ Max)	kW	0.92~3.29~3.55	1.12~3.29~3.55	1.29~3.80~4.10	1.45~4.14~4.47
	MCA / MOCP	A	32 / 35	32 / 35	32 / 40	32 / 40
	Power Communication Wiring	No. x AWG	3 x 10	3 x 10	3 x 10	3 x 10
	Rated Amps	A	1.6 x 2	1.6 x 2	1.6 x 2	1.6 x 2
Operation Range	ODU Operation Range Heating	°F WB	-4 to 64	-4 to 64	-4 to 64	-4 to 64
	ODU Operation Range Cooling	°F DB	5 to 118	5 to 118	5 to 118	5 to 118
Dimensions	IDU Dimensions (W x H x D)	in	17-1/2 x 26 x 21	21 x 26 x 21	21 x 30 x 21	21 x 30 x 21
	ODU Dimensions (W x H x D)	in	37-13/32 x 54-11/32 x 13.0	37-13/32 x 54-11/32 x 13.0	37-13/32 x 54-11/32 x 13	37-13/32 x 54-11/32 x 13
Weight	IDU Weight (Net / Shipping)	lbs	54 / 60	55 / 62	63 / 70	63 / 70
	ODU Weight (Net / Shipping)	lbs	190.2 / 214.3	190.2 / 214.3	190.2 / 214.3	190.2 / 214.4
Unit Data	Airflow Rate (Max / H / M / L)	CFM	840 ~ 1,200	840 ~ 1,200	1,050 ~ 1,400	1,200 ~ 1,600
	Dehumidification	pts/hr	7.17	7.17	7.9	8.06
	Compressor Type		R1 Scroll	R1 Scroll	R1 Scroll	R1 Scroll
	Refrigerant Type		R-32	R-32	R-32	R-32
Sound Pressure	Outdoor Max (Cool / Heat)	dB(A)	52 / 54	52 / 54	52 / 54	52 / 54
Piping	Liquid Pipe (Connection / Pipe Size)	in	3/8 Braze	3/8 Braze	3/8 Braze	3/8 Braze
	Vapor Pipe (Connection / Pipe Size)	in	3/4 Braze	3/4 Braze	3/4 Braze	3/4 Braze
	Outdoor Unit Piping Liquid (O.D.)	in	3/8 Flare	3/8 Flare	3/8 Flare	3/8 Flare
	Outdoor Unit Piping Vapor (O.D.)	in	5/8 Flare	5/8 Flare	5/8 Flare	5/8 Flare
	Pipe Length (Min / Max)	ft	16.4 / 246	16.4 / 246	16.4 / 246	16.4 / 246
	Piping Length (no add'l refrigerant)	ft	24.6	24.6	24.6	24.6
	Max Pipe Elevation	ft	98.4	98.4	98.4	98.4
	Pre Charge	Oz	6.63 + 0.88	6.63 + 0.88	6.63 + 0.88	6.63 + 0.88
	Additional Refrigerant	oz/ft	0.43	0.43	0.43	0.43
	Drain (OD, ID)	in	1-1/4 / 1	1-1/4 / 1	1-1/4 / 1	1-1/4 / 1
ENERGY STAR® / Cold Climate			Yes / Yes	Yes / Yes	Yes / Yes	No / Yes

Specification			48 kBtu/h	48 kBtu/h	60 kBtu/h	60 kBtu/h
	System		KSSMB48DA	KSSMB49CA	KSSMB60CA	KSSMB60DA
	Indoor Unit		LKMMA48D1	LKMMA48C1	LKMMA60C1	LKMMA60D1
	Outdoor Unit		KUSXB481A	KUSXB601A	KUSXB601A	KUSXB601A
Capacity	Cooling Capacity (Min ~ Rated ~ Max)	Btu/h	18,200~45,500~49,000	18,200~45,500~48,000	20,000~52,500~55,000	20,000~52,500~56,000
	Heating Capacity (Min ~ Rated ~ Max)	Btu/h	20,200~48,000~49,000	18,000~50,000~52,000	21,800~56,000~57,000	21,800~56,000~57,000
	Max Heating Capacity at 17 °F	Btu/h	41,000	44,300	47,500	47,500
	Max Heating Capacity at 5 °F	Btu/h	38,000	41,000	44,000	44,000
	Max Heating Capacity at -4 °F	Btu/h	32,700	36,500	37,400	37,400
	SEER2		15.5	15.9	15.2	15.5
	EER2		11.00	11.70	10.50	10.70
	HSPF2		8.5	8.9	8.5	9
	COP at 47°F		3.4	3.48	3.3	3.3
Power	Voltage (IDU)	V, Hz, Ø	208-230 / 60 / 1	208-230 / 60 / 1	208-230 / 60 / 1	208-230 / 60 / 1
	Cooling Power Input (Min ~ Rated ~ Max)	kW	1.45~4.14~4.67	1.40~3.89~4.23	1.75~5.00~5.44	1.72~4.91~5.34
	Heating Power Input (Min ~ Rated ~ Max)	kW	1.45~4.14~4.47	1.47~4.21~4.55	1.74~4.97~5.37	1.74~4.97~5.37
	MCA / MOCP	A	32 / 40	32 / 40	32 / 40	32 / 40
	Power Communication Wiring	No. x AWG	3 x 10	3 x 10	3 x 10	3 x 10
	Rated Amps	A	1.6 x 2	1.6 x 2	1.6 x 2	1.6 x 2
Operation Range	ODU Operation Range Heating	°F WB	-4 to 64	-4 to 64	-4 to 64	-4 to 64
	ODU Operation Range Cooling	°F DB	5 to 118	5 to 118	5 to 118	5 to 118
Dimensions	IDU Dimensions (W x H x D)	in	24-1/2 x 34 x 21	21 x 30 x 21	21 x 30 x 21	24-1/2 x 34 x 21
	ODU Dimensions (W x H x D)	in	37-13/32 x 54-11/32 x 13	37-13/32 x 54-11/32 x 13	37-13/32 x 54-11/32 x 13	37-13/32 x 54-11/32 x 13
Weight	IDU Weight (Net / Shipping)	lbs	73 / 82	63 / 70	63 / 70	73 / 82
	ODU Weight (Net / Shipping)	lbs	190.2 / 214.5	213.4 / 232.4	213.4 / 232.4	213.4 / 232.4
Unit Data	Airflow Rate (Max / H / M / L)	CFM	1,200 ~ 1,600	1,200 ~ 1,600	1,300 ~ 1,740	1,300 ~ 1,740
	Dehumidification	pts/hr	8.06	8.06	8.8	8.8
	Compressor Type		R1 Scroll	R1 Scroll	R1 Scroll	R1 Scroll
	Refrigerant Type		R-32	R-32	R-32	R-32
Sound Pressure	Outdoor Max (Cool / Heat)	dB(A)	52 / 54	54 / 56	54 / 56	54 / 56
Piping	Liquid Pipe (Connection / Pipe Size)	in	3/8 Braze	3/8 Braze	3/8 Braze	3/8 Braze
	Vapor Pipe (Connection / Pipe Size)	in	3/4 Braze	3/4 Braze	3/4 Braze	3/4 Braze
	Outdoor Unit Piping Liquid (O.D.)	in	3/8 Flare	3/8 Flare	3/8 Flare	3/8 Flare
	Outdoor Unit Piping Vapor (O.D.)	in	5/8 Flare	3/4 Flare	3/4 Flare	3/4 Flare
	Pipe Length (Min / Max)	ft	16.4 / 246	16.4 / 246	16.4 / 246	16.4 / 246
	Piping Length (no add'l refrigerant)	ft	24.6	24.6	24.6	24.6
	Max Pipe Elevation	ft	98.4	98.4	98.4	98.4
	Pre Charge	Oz	6.63 + 0.88	7.50 + 0.88	7.50 + 0.88	7.50 + 0.88
	Additional Refrigerant	oz/ft	0.43	0.43	0.43	0.43
	Drain (OD, ID)	in	1-1/4 / 1	1-1/4 / 1	1-1/4 / 1	1-1/4 / 1
ENERGY STAR® / Cold Climate			Yes / Yes	Yes / Yes	No / Yes	No / Yes



A-Coil WITH LGRED°



Specification			18 kBtu/h	18 kBtu/h	24kBtu/h	24 kBtu/h
<div>LGRED°</div> <div>System Indoor Unit Outdoor Unit</div>			KSSMA18AA	KSSMA18BA	KSSMA24BA	KSSMA25BA
			LKMMMA18A1	LKMMMA18B1	LKMMMA24B1	LKMMMA24B1
			KUSXA181A	KUSXA181A	KUSXA241A	KUSXA301A
Capacity	Cooling Capacity (Min ~ Rated ~ Max)	Btu/h	6,800-17,000-19,000	7,200-18,000-20,000	8,900-21,600-24,000	9,000-23,000-24,000
	Heating Capacity (Min ~ Rated ~ Max)	Btu/h	7,000-20,000-22,000	7,000-20,000-22,000	11,000-24,000-26,000	11,000-26,000-28,000
	Max Heating Capacity at 17 °F	Btu/h	19,800	19,800	24,200	25,000
	Max Heating Capacity at 5 °F	Btu/h	18,000	18,000	22,000	24,000
	Max Heating Capacity at -4 °F	Btu/h	16,000	16,000	19,000	20,200
	Max Heating Capacity at -13 °F	Btu/h	14,000	14,000	16,500	18,000
	SEER2		15.2	15.2	15.0	15.5
	EER2		11.50	11.50	11.00	11.70
	HSPF2		8.1	8.1	8.6	8.8
COP at 47°F		3.26	3.26	3.2	3.46	
Power	Voltage (IDU)	V, Hz, Ø	208-230 / 60 / 1	208-230 / 60 / 1	208-230 / 60 / 1	208-230 / 60 / 1
	Cooling Power Input (Min ~ Rated ~ Max)	kW	0.52-1.48-1.70	0.58-1.57-1.88	0.75-1.96-2.38	0.75-1.97-2.38
	Heating Power Input (Min ~ Rated ~ Max)	kW	0.54-1.80-2.07	0.52-1.80-2.07	0.77-2.20-2.53	0.79-2.20-2.53
	MCA / MOCP	A	19.1 / 30	19.1 / 30	19.1 / 30	32 / 35
	Power Communication Wiring	No. x AWG	3 x 12	3 x 12	3 x 12	3 x 10
	Rated Amps	A	1.6	1.6	1.6	1.6 x 2
Operation Range	ODU Operation Range Heating	°F WB	-13 to 64	-13 to 64	-13 to 64	-13 to 64
	ODU Operation Range Cooling	°F DB	5 to 118	5 to 118	5 to 118	5 to 118
Dimensions	IDU Dimensions (W x H x D)	in	14- ¹ / ₂ x 24 x 21	17- ¹ / ₂ x 24 x 21	17- ¹ / ₂ x 24 x 21	17- ¹ / ₂ x 24 x 21
	ODU Dimensions (W x H x D)	in	37- ¹³ / ₃₂ x 32- ²⁷ / ₃₂ x 13	37- ¹³ / ₃₂ x 32- ²⁷ / ₃₂ x 13	37- ¹³ / ₃₂ x 32- ²⁷ / ₃₂ x 13	37- ¹³ / ₃₂ x 54- ¹¹ / ₃₂ x 13
Weight	IDU Weight (Net / Shipping)	lbs	44 / 49	46 / 52	46 / 52	46 / 52
	ODU Weight (Net / Shipping)	lbs	141.8 / 160.1	141.8 / 160.1	141.8 / 160.1	190.2 / 214.3
Unit Data	Airflow Rate (Max / H / M / L)	CFM	450 ~ 600	450 ~ 600	600 ~ 800	675 ~ 900
	Dehumidification	pts/hr	2.75	2.75	4.23	4.23
	Compressor Type		R1 Scroll	R1 Scroll	R1 Scroll	R1 Scroll
	Refrigerant Type		R-32	R-32	R-32	R-32
Sound Pressure	Outdoor Max (Cool / Heat)	dB(A)	51 / 52	51 / 52	51 / 52	52 / 54
Piping	Liquid Pipe (Connection / Pipe Size)	in	³ / ₈ Braze	³ / ₈ Braze	³ / ₈ Braze	³ / ₈ Braze
	Vapor Pipe (Connection / Pipe Size)	in	³ / ₄ Braze	³ / ₄ Braze	³ / ₄ Braze	³ / ₄ Braze
	Outdoor Unit Piping Liquid (O.D.)	in	³ / ₈ Flare	³ / ₈ Flare	³ / ₈ Flare	³ / ₈ Flare
	Outdoor Unit Piping Vapor (O.D.)	in	⁵ / ₈ Flare	⁵ / ₈ Flare	⁵ / ₈ Flare	⁵ / ₈ Flare
	Pipe Length (Min / Max)	ft	16.4 / 164	16.4 / 164	16.4 / 164	16.4 / 246
	Piping Length (no add'l refrigerant)	ft	24.6	24.6	24.6	24.6
	Max Pipe Elevation	ft	98.4	98.4	98.4	98.4
	Pre Charge	Oz	4.2	4.2	4.2	6.3 + 0.88
	Additional Refrigerant	oz/ft	0.38	0.38	0.38	0.43
Drain (OD, ID)		in	1- ¹ / ₄ / 1	1- ¹ / ₄ / 1	1- ¹ / ₄ / 1	1- ¹ / ₄ / 1
ENERGY STAR® / Cold Climate			Yes / Yes	Yes / Yes	No / No	Yes / Yes



A-Coil WITH LGRED°



Specification			30 kBtu/h	36 kBtu/h	36 kBtu/h	42 kBtu/h
LGRED° System			KSSMA30BA	KSSMA36BA	KSSMA36CA	KSSMA42CA
			Indoor Unit	LKMMA30B1	LKMMA36B1	LKMMA42C1
			Outdoor Unit	KUSXA301A	KUSXA361A	KUSXA422A
Capacity	Cooling Capacity (Min ~ Rated ~ Max)	Btu/h	11,100~30,000~31,000	13,000~34,400~36,000	13,000~34,400~37,000	16,000~41,000~44,000
	Heating Capacity (Min ~ Rated ~ Max)	Btu/h	13,000~32,000~35,000	15,000~37,000~38,000	15,000~37,000~38,000	18,000~45,000~47,000
	Max Heating Capacity at 17 °F	Btu/h	33,700	37,000	37,000	43,000
	Max Heating Capacity at 5 °F	Btu/h	30,600	33,000	33,000	41,000
	Max Heating Capacity at -4 °F	Btu/h	27,000	30,000	31,000	37,800
	Max Heating Capacity at -13 °F	Btu/h	23,000	26,000	27,000	33,000
	SEER2		15.7	15.5	16	16
	EER2		11.80	11.70	11.70	11.90
	HSPF2		8.8	8.9	8.9	8.9
	COP at 47°F		3.2	3.38	3.38	3.46
Power	Voltage (IDU)	V, Hz, Ø	208-230 / 60 / 1	208-230 / 60 / 1	208-230 / 60 / 1	208-230 / 60 / 1
	Cooling Power Input (Min ~ Rated ~ Max)	kW	0.89~2.54~3.05	1.03~2.94~3.27	1.03~2.94~3.47	1.21~3.45~3.82
	Heating Power Input (Min ~ Rated ~ Max)	kW	0.97~2.93~3.34	1.06~3.21~3.63	1.09~3.21~3.63	1.30~3.81~4.31
	MCA / MOCP	A	32 / 35	32 35	32 / 35	32 / 40
	Power Communication Wiring	No. x AWG	3 x 10	3 x 10	3 x 10	3 x 10
	Rated Amps	A	1.6 x 2	1.6 x 2	1.6 x 2	1.6 x 2
Operation Range	ODU Operation Range Heating	°F WB	-13 to 64	-13 to 64	-13 to 64	-13 to 64
	ODU Operation Range Cooling	°F DB	5 to 118	5 to 118	5 to 118	5 to 118
Dimensions	IDU Dimensions (W x H x D)	in	17-1/2 x 26 x 21	17-1/2 x 26 x 21	21 x 26 x 21	21 x 30 x 21
	ODU Dimensions (W x H x D)	in	37-13/32 x 54-11/32 x 13	37-13/32 x 54-11/32 x 13	37-13/32 x 54-11/32 x 13	37-13/32 x 54-11/32 x 13
Weight	IDU Weight (Net / Shipping)	lbs	54 / 60	54 / 60	55 / 62	63 / 70
	ODU Weight (Net / Shipping)	lbs	190.2 / 214.3	190.2 / 214.3	190.2 / 214.3	213.4 / 232.4
Unit Data	Airflow Rate (Max / H / M / L)	CFM	750 ~ 1,000	840 ~ 1,200	840 ~ 1,200	1,050 ~ 1,400
	Dehumidification	pts/hr	5.6	7.17	7.17	7.9
	Compressor Type		R1 Scroll	R1 Scroll	R1 Scroll	R1 Scroll
	Refrigerant Type		R-32	R-32	R-32	R-32
Sound Pressure	Outdoor Max (Cool / Heat)	dB(A)	52 / 54	52 / 54	52 / 54	54 / 56
Piping	Liquid Pipe (Connection / Pipe Size)	in	3/8 Braze	3/8 Braze	3/8 Braze	3/8 Braze
	Vapor Pipe (Connection / Pipe Size)	in	3/4 Braze	3/4 Braze	3/4 Braze	3/4 Braze
	Outdoor Unit Piping Liquid (O.D.)	in	3/8 Flare	3/8 Flare	3/8 Flare	3/8 Flare
	Outdoor Unit Piping Vapor (O.D.)	in	5/8 Flare	5/8 Flare	5/8 Flare	5/8 Flare
	Pipe Length (Min / Max)	ft	16.4 / 246	16.4 / 246	16.4 / 246	16.4 / 246
	Piping Length (no add'l refrigerant)	ft	24.6	24.6	24.6	24.6
	Max Pipe Elevation	ft	98.4	98.4	98.4	98.4
	Pre Charge	Oz	6.3 + 0.88	6.3 + 0.88	6.3 + 0.88	7.50 + 0.88
	Additional Refrigerant	oz/ft	0.43	0.43	0.43	0.43
	Drain (OD, ID)	in	1-1/4 / 1	1-1/4 / 1	1-1/4 / 1	1-1/4 / 1
ENERGY STAR® / Cold Climate			Yes / Yes	Yes / Yes	Yes / Yes	Yes / Yes



A-Coil WITH LGRED°



Specification			48 kBtu/h	48 kBtu/h
LGRED°			KSSMA48CA	KSSMA48DA
System			LKMMMA48C1	LKMMMA48D1
Indoor Unit			KUSXA482A	KUSXA482A
Outdoor Unit				
Capacity	Cooling Capacity (Min ~ Rated ~ Max)	Btu/h	18,000~45,500~48,000	18,000~45,500~49,000
	Heating Capacity (Min ~ Rated ~ Max)	Btu/h	18,000~50,000~52,000	20,000~50,000~52,000
	Max Heating Capacity at 17 °F	Btu/h	45,000	46,000
	Max Heating Capacity at 5 °F	Btu/h	43,000	43,000
	Max Heating Capacity at -4 °F	Btu/h	39,000	40,000
	Max Heating Capacity at -13 °F	Btu/h	34,000	35,000
	SEER2		15.9	16.1
	EER2		11.70	11.70
	HSPF2		8.9	9.1
	COP at 47°F		3.48	3.48
Power	Voltage (IDU)	V, Hz, Ø	208-230 / 60 / 1	208-230 / 60 / 1
	Cooling Power Input (Min ~ Rated ~ Max)	kW	1.40~3.89~4.23	1.36~3.89~4.39
	Heating Power Input (Min ~ Rated ~ Max)	kW	1.35~4.21~4.76	1.47~4.21~4.76
	MCA / MOCP	A	32 / 40	32 / 40
	Power Communication Wiring	No. x AWG	3 x 10	3 x 10
	Rated Amps	A	1.6 x 2	1.6 x 2
Operation Range	ODU Operation Range Heating	°F WB	-13 to 64	-13 to 64
	ODU Operation Range Cooling	°F DB	5 to 118	5 to 118
Dimensions	IDU Dimensions (W x H x D)	in	21 x 30 x 21	24-1/2 x 34 x 21
	ODU Dimensions (W x H x D)	in	37-13/32 x 54-11/32 x 13	37-13/32 x 54-11/32 x 13
Weight	IDU Weight (Net / Shipping)	lbs	63 / 70	73 / 82
	ODU Weight (Net / Shipping)	lbs	213.4 / 232.4	213.4 / 232.4
Unit Data	Airflow Rate (Max / H / M / L)	CFM	1,200 ~ 1,600	1,200 ~ 1,600
	Dehumidification	pts/hr	8.06	8.06
	Compressor Type		R1 Scroll	R1 Scroll
	Refrigerant Type		R-32	R-32
Sound Pressure	Outdoor Max (Cool / Heat)	dB(A)	54 / 56	54 / 56
Piping	Liquid Pipe (Connection / Pipe Size)	in	3/8 Braze	3/8 Braze
	Vapor Pipe (Connection / Pipe Size)	in	3/4 Braze	3/4 Braze
	Outdoor Unit Piping Liquid (O.D.)	in	3/8 Flare	3/8 Flare
	Outdoor Unit Piping Vapor (O.D.)	in	5/8 Flare	5/8 Flare
	Pipe Length (Min / Max)	ft	16.4 / 246	16.4 / 246
	Piping Length (no add'l refrigerant)	ft	24.6	24.6
	Max Pipe Elevation	ft	98.4	98.4
	Pre Charge	Oz	7.50 + 0.88	7.50 + 0.88
	Additional Refrigerant	oz/ft	0.43	0.43
	Drain (OD, ID)	in	1-1/4/ 1	1-1/4/ 1
ENERGY STAR® / Cold Climate			Yes / Yes	Yes / Yes

LG Electronics USA, Inc.

Air Conditioning Technologies

4300 North Point Parkway Alpharetta, GA 30022

www.lghvac.com



Residential Multi-Zone Proper sizing and installation of equipment is critical to achieve optimal performance. Split system air conditioners and heat pumps (excluding ductless systems) must be matched with appropriate coil components to meet ENERGY STAR® criteria. Ask your contractor for details or visit www.energystar.gov.

Legal Disclaimer: All material provided herein is for informational or educational purposes only. It is not intended to be a substitute for professional advice. Please consult with your contractor, engineer or design professionals for application to your system. For continual product development, LG Electronics U.S.A., Inc., reserves the right to change specifications without notice. For more technical materials such as submittals, engineering manuals, and catalogs, visit www.lghvac.com. The information provided about third party products, references to third party brands, and links to third party websites is for informational purposes only and does not constitute an endorsement or recommendation, or any offer or solicitation to buy or sell any third-party services or products of any kind.

The technical information shown is meant for licensed HVAC professionals with a working knowledge of the basic refrigeration cycle and the processes necessary to safely service air conditioning equipment sold by LG in the continental United States, Alaska, and Hawaii. Installation and any service work performed must be done by a qualified contractor who has completed LG training to install and repair the LG equipment. Due to LG's policy of continuous product innovation of LG HVAC products, the most current data may be accessed on our website www.LGHVAC.com. LG disclaims any and all responsibility for improper installation of LG products, and any other claims, damages or liabilities arising from dealings with the contractor(s), including those contractors which are part of LG's referral program. Please refer to Resources for more information on the product's limited warranty, which sets forth the full terms and conditions, including, but not limited to, requirements regarding the use of a qualified contractor.

LG, the LG logo, and LG Life's Good, are registered trademarks of LG Corp. ENERGY STAR and the ENERGY STAR mark are registered trademarks owned by the U.S. Environmental Protection Agency. AHRI Certified is a registered trademark of the Air-Conditioning, Heating, and Refrigeration Institute. The AHRI Certified® mark indicates LG Electronics (LG) participation in the AHRI Certification program. For verification of individual certified products, go to www.ahridirectory.org. CSA Group® is a registered trademark of Canadian Standards Association. All indoor and outdoor units are certified by the CSA Group. All other trademarks are the property of their respective owners.

LG Electronics U.S.A., Inc. Air Conditioning Technologies 4300 North Point Parkway, Alpharetta, GA 30022 www.lghvac.com Visit LGHVAC.com for more information. Product specifications may be changed or modified from time to time by LGEUS in its sole discretion.

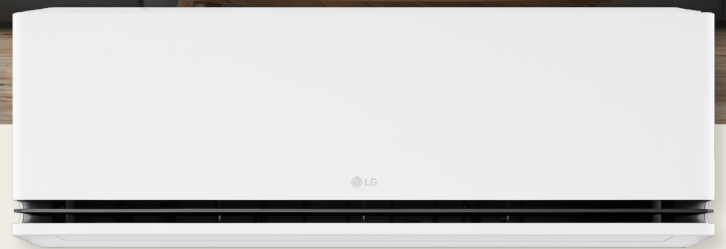
Copyright © 2025 LG Electronics U.S.A., Inc. ALL RIGHTS RESERVED.



ARTCOOL™ Deluxe



Residential Single-Zone



Models: KNSAL091A, KNSAL121A

Reliable Comfort, Every Season

The LG ARTCOOL™ Deluxe with **LGRED°** Core delivers all-season comfort and cutting-edge innovation to help keep your home perfectly cozy. Engineered for extreme cold, **LGRED°** Core technology provides 100% heating capacity at -13 °F and reliable operation down to -31 °F. It's an energy-efficient solution that help reduce reliance on fossil fuels, helping you save on energy costs while staying warm all winter long.

Experience, year-round climate control with Dual Vane technology, which quickly adjusts airflow—upward for cooling and downward for heating—to optimize comfort. Smart features like the Occupancy Sensor automatically adapt to your presence, ensuring the temperature is always just right while saving energy when you're away.

Additional innovations, including Soft Air for gentle cooling, Freeze Cleaning for cleaner air, and Auto Clean+ for maintaining system efficiency, ensure your home stays comfortable, healthy, and hassle-free.

- **Extreme Cold Performance:** Provides 100% heating capacity at -13 °F and continues heating down to -31 °F, ensuring dependable warmth in any weather.
- **Built-in Occupancy Sensor:** Offering customized airflow and triggers energy-saving mode if no human is detected in the room after a specific time
- **Twin-Rotary Inverter Compressor:** Offers energy-efficient operation and long-term durability.
- **Auto Clean+:** Periodically dries the heat exchanger to help maintain system cleanliness and performance.
- **Freeze Clean (ThinQ® only):** Uses an automatic freeze-and-defrost cycle to help remove dust and bacteria from the evaporator.
- **Efficient Airflow:** Dual Vane technology directs air upward for cooling and downward for heating, delivering faster, more effective temperature control.

Life's Good.

ThinQ®
LGRED°



ARTCOOL™ Deluxe



Residential Single-Zone

Specification			9 kBtu/h	12 kBtu/h
	System		KSSAL091A	KSSAL121A
	Indoor Unit		KNSAL091A	KNSAL121A
	Outdoor Unit		KUSAL091A	KUSAL121A
Capacity	Cooling Capacity (Min ~ Rated ~ Max)	Btu/h	3,070 ~ 9,000 ~ 13,000	3,070 ~ 12,000 ~ 14,100
	Heating Capacity (Min ~ Rated ~ Max)	Btu/h	3,070 ~ 11,000 ~ 16,500	3,070 ~ 13,000 ~ 20,000
	Max Heating Capacity at 17 °F	Btu/h	13,730 (125%)	16,820 (129%)
	Max Heating Capacity at 5 °F	Btu/h	12,000 (109%)	14,700 (113%)
	Max Heating Capacity at 0 °F	Btu/h	11,700 (106%)	14,550 (112%)
	Max Heating Capacity at -4 °F	Btu/h	11,400 (104%)	14,000 (108%)
	Max Heating Capacity at -13 °F	Btu/h	11,000 (100%)	13,000 (100%)
	SEER2		27.0	25.5
	EER2		15.8	13.8
	HSPF2		13.5	11.2
Power	COP at 47 °F		4.45	4.08
	Voltage (IDU)	V, Hz, Ø	208/230, 60, 1	208/230, 60, 1
	Cooling Power Input (Min ~ Rated ~ Max)	kW	0.200 ~ 0.570 ~ 1.500	0.200 ~ 0.870 ~ 1.600
	Heating Power Input (Min ~ Rated ~ Max)	kW	0.190 ~ 0.724 ~ 1.600	0.190 ~ 0.934 ~ 2.000
	MCA / MOCP	A	15.0 / 20.0	15.0 / 20.0
	Power Communication Wiring	No. x AWG	4 x 14	4 x 14
	Rated Amps	A	10.4	10.4
	ODU Operation Range Heating	°F WB	-31 to 65	-31 to 65
	ODU Operation Range Cooling	°F DB	14 to 118	14 to 118
	IDU Operation Range Heating	°F WB	53 to 75	53 to 75
Operation Range	IDU Operation Range Cooling	°F DB	60 to 86	60 to 86
	Setpoint Range Cooling	°F	64 to 86	64 to 86
	Setpoint Range Heating	°F	60 to 86	60 to 86
Dimensions	IDU Dimensions (W x H x D)	in	35-1/4 x 12-3/32 x 9-1/4	35-1/4 x 12-3/32 x 9-1/4
	ODU Dimensions (W x H x D)	in	34-1/4 x 25-19/32 x 13	34-1/4 x 25-19/32 x 13
Weight	IDU Weight (Net / Shipping)	lbs	24.3 / 28.7	24.3 / 28.7
	ODU Weight (Net / Shipping)	lbs	99.2 / 109.1	99.2 / 109.1
Unit Data	Airflow Rate Cooling (Max / H / M / L)	CFM	494 / 424 / 318 / 219	494 / 424 / 318 / 219
	Airflow Rate Heating (Max / H / M / L)	CFM	515 / 424 / 318 / 219	515 / 424 / 318 / 219
	Dehumidification	pts/hr	3.17	3.59
	Compressor Type		Twin Rotary x 1	Twin Rotary x 1
	Refrigerant Type		R-32	R-32
Sound Pressure	Indoor Cooling (H / M / L / SL)	dB(A)	42 / 35 / 27 / 21	42 / 35 / 27 / 21
	Indoor Heating (H / M / L)	dB(A)	42 / 35 / 27	42 / 35 / 27
	Outdoor Max (Cool / Heat)	dB(A)	48 / 50	48 / 50
Piping	Liquid Pipe (Connection / Pipe Size)	in	1/4 Flare / 1/4 Flare	1/4 Flare / 1/4 Flare
	Vapor Pipe (Connection / Pipe Size)	in	3/8 Flare / 3/8 Flare	3/8 Flare / 3/8 Flare
	Pipe Length (Min / Standard / Max)	ft	9.8 / 24.6 / 65.6	9.8 / 24.6 / 65.6
	Piping Length (no add'l refrigerant)	ft	41	41
	Max Pipe Elevation	ft	39.4	39.4
	Pre Charge	Oz	40.6	40.6
	Additional Refrigerant	oz/ft	0.16	0.16
	Drain (OD, ID)	in	27/32, 5/8	27/32, 5/8

LG Electronics USA, Inc.

Air Conditioning Technologies

4300 North Point Parkway Alpharetta, GA 30022

www.lghvac.com

Residential Multi-Zone Proper sizing and installation of equipment is critical to achieve optimal performance. Split system air conditioners and heat pumps (excluding ductless systems) must be matched with appropriate coil components to meet ENERGY STAR® criteria. Ask your contractor for details or visit www.energystar.gov.

Legal Disclaimer: All material provided herein is for informational or educational purposes only. It is not intended to be a substitute for professional advice. Please consult with your contractor, engineer or design professionals for application to your system. For continual product development, LG Electronics U.S.A., Inc. reserves the right to change specifications without notice. For more technical materials such as submittals, engineering manuals, and catalogs, visit www.lghvac.com. The information provided about third party products, references to third party brands, and links to third party websites is for informational purposes only and does not constitute an endorsement or recommendation, or any offer or solicitation to buy or sell any third-party services or products of any kind.

The technical information shown is meant for licensed HVAC professionals with a working knowledge of the basic refrigeration cycle and the processes necessary to safely service air conditioning equipment sold by LG in the continental United States, Alaska, and Hawaii. Installation and any service work performed must be done by a qualified contractor who has completed LG training to install and repair the LG equipment. Due to LG's policy of continuous product innovation of LG HVAC products, the most current data may be accessed on our website www.LGHVAC.com. LG disclaims any and all responsibility for improper installation of LG products, and any other claims, damages or liabilities arising from dealings with the contractor(s), including those contractors which are part of LG's referral program. Please refer to Resources for more information on the product's limited warranty, which sets forth the full terms and conditions, including, but not limited to, requirements regarding the use of a qualified contractor.

LG, the LG logo, and LG Life's Good, are registered trademarks of LG Corp. ENERGY STAR and the ENERGY STAR mark are registered trademarks owned by the U.S. Environmental Protection Agency. AHRI Certified is a registered trademark of the Air-Conditioning, Heating, and Refrigeration Institute. The AHRI Certified® mark indicates LG Electronics (LG) participation in the AHRI Certification program. For verification of individual certified products, go to www.ahridirectory.org. CSA Group® is a registered trademark of Canadian Standards Association. All indoor and outdoor units are certified by the CSA Group. All other trademarks are the property of their respective owners.

LG Electronics U.S.A., Inc. Air Conditioning Technologies 4300 North Point Parkway, Alpharetta, GA 30022 www.lghvac.com Visit LGHVAC.com for more information. Product specifications may be changed or modified from time to time by LGEUS in its sole discretion.

Copyright © 2025 LG Electronics U.S.A., Inc. ALL RIGHTS RESERVED.





ARTCOOL™ Mirror



Residential Single-Zone



Models: KNUAK091A, KNUAK121A, KNUAK181A

Sleek Design, Superior Efficiency

The ARTCOOL™ Mirror duct-free systems combine sleek, mirror-finished indoor units with outdoor units featuring Inverter technology. These single- and multi-zone Wall-mounted units offer innovative design available in capacities from 9,000, 12,000, and 18,000 Btu/h. ALL models in this line are ENERGY STAR certified and qualify for tax credits, making them stylish and economical. These units utilize R-32 refrigerant.

- **Sleek Design:** Mirror-finished indoor units that blend seamlessly with modern decor.
- **Energy Efficient:** Equipped with Inverter technology and all models qualify for ENERGY STAR®.
- **Advanced Comfort Control:** Features four-way auto swing, jet cool/jet heat, sleep mode, and chaos wind for optimized airflow.
- **Convenience & Reliability:** Includes a 24-hour on/off timer, auto restart, auto changeover, and built-in low ambient cooling down to 14 °F.

Life's Good.

ThinQ®



ARTCOOL™ Mirror



Residential Single-Zone

Specification			9 kBtu/h	12 kBtu/h	18 kBtu/h
System			KSUAK091A	KSUAK121A	KSUAK181A
Indoor Unit			KNUAK091A	KNUAK121A	KNUAK181A
Outdoor Unit			KUSAB091A	KUSAB121A	KUSAB181A
Capacity	Cooling Capacity (Min ~ Rated ~ Max)	Btu/h	1,023 ~ 9,000 ~ 12,625	1,023 ~ 12,000 ~ 14,100	3,070 ~ 18,000 ~ 24,210
	Heating Capacity (Min ~ Rated ~ Max)	Btu/h	1,023 ~ 10,900 ~ 17,061	1,023 ~ 13,600 ~ 19,040	3,070 ~ 21,600 ~ 30,020
	Max Heating Capacity at 17 °F	Btu/h	11,200 (103%)	12,400 (91%)	18,600 (86%)
	Max Heating Capacity at 5 °F	Btu/h	9,500 (87%)	10,000 (74%)	15,120 (70%)
	Max Heating Capacity at -4 °F	Btu/h	7,810 (72%)	8,010 (59%)	12,160 (56%)
	SEER2		23.80	22.50	23.00
	EER2		14.95	12.80	13.00
HSPF2			10.9	10.5	10.0
Power	Voltage (IDU)	V, Hz, Ø	208/230, 60, 1	208/230, 60, 1	208/230, 60, 1
	Voltage (ODU)	V, Hz, Ø	208/230, 60, 1	208/230, 60, 1	208/230, 60, 1
	Cooling Power Input (Min ~ Rated ~ Max)	kW	0.20 ~ 0.60 ~ 1.40	0.20 ~ 0.93 ~ 1.60	0.30 ~ 1.38 ~ 2.65
	Heating Power Input (Min ~ Rated ~ Max)	kW	0.19 ~ 0.71 ~ 1.80	0.19 ~ 1.04 ~ 1.97	0.66 ~ 1.83 ~ 3.30
	MCA / MOCP	A	12.0 / 15.0	12.0 / 15.0	19.0 / 30.0
	Power Supply Wiring	No. x AWG	3 x 14	3 x 14	3 x 12
	Rated Amps	A	8.7	8.7	15.1
Operation Range	ODU Operation Range Heating	°F WB	-4 to 65	-4 to 65	-4 to 65
	ODU Operation Range Cooling	°F DB	14 to 118	14 to 118	14 to 118
	IDU Operation Range Heating	°F WB	53 to 75	53 to 75	53 to 75
	IDU Operation Range Cooling	°F DB	60 to 86	60 to 86	60 to 86
	Setpoint Range Cooling	°F	64 to 86	64 to 86	64 to 86
	Setpoint Range Heating	°F	60 to 86	60 to 86	60 to 86
Dimensions	IDU Dimensions (W x H x D)	in	32 ¹⁵ / ₁₆ x 12 ¹ / ₈ x 7 ⁹ / ₁₆	32 ¹⁵ / ₁₆ x 12 ¹ / ₈ x 7 ⁹ / ₁₆	39 ⁹ / ₃₂ x 13 ¹⁹ / ₃₂ x 8 ¹¹ / ₃₂
	ODU Dimensions (W x H x D)	in	30 ⁵ / ₁₆ x 21 ¹⁵ / ₃₂ x 11 ¹¹ / ₃₂	30 ⁵ / ₁₆ x 21 ¹⁵ / ₃₂ x 11 ¹¹ / ₃₂	37 ¹³ / ₃₂ x 32 ³ / ₄ x 13
Weight	IDU Weight (Net / Shipping)	lbs	22.7 / 24.5	22.7 / 24.5	27.8 / 33.5
	ODU Weight (Net / Shipping)	lbs	68.8 / 75.6	68.8 / 75.6	127.9 / 145.5
Unit Data	Airflow Rate Cooling (Max / H / M / L)	CFM	459 / 388 / 318 / 194	459 / 388 / 318 / 194	706 / 530 / 477 / 371
	Airflow Rate Heating (Max / H / M / L)	CFM	459 / 388 / 318 / 229	459 / 388 / 318 / 229	706 / 547 / 494 / 371
	Dehumidification	pts/hr	2.7	2.75	5.5
	Compressor Type		Twin Rotary x 1	Twin Rotary x 1	Twin Rotary x 1
Sound Pressure	Refrigerant Type		R32	R32	R32
	Indoor Cooling (H / M / L / SL)	dB(A)	41 / 35 / 25 / 21	41 / 35 / 25 / 21	47 / 42 / 37 / 31
	Indoor Heating (H / M / L)	dB(A)	41 / 35 / 26	41 / 35 / 26	47 / 42 / 37
	Outdoor Max (Cool / Heat)	dB(A)	47 / 51	47 / 51	55 / 55
Piping	Liquid Pipe (Connection / Pipe Size)	in	¹ / ₄ / ¹ / ₄	¹ / ₄ / ¹ / ₄	³ / ₈ / ³ / ₈
	Vapor Pipe (Connection / Pipe Size)	in	³ / ₈ / ³ / ₈	³ / ₈ / ³ / ₈	⁵ / ₈ / ⁵ / ₈
	Pipe Length (Min / Standard / Max)	ft	9.8 / 24.6 / 82	9.8 / 24.6 / 82	9.8 / 24.6 / 114.8
	Piping Length (no add'l refrigerant)	ft	41	41	24.6
	Max Pipe Elevation	ft	49.2	49.2	49.2
	Pre Charge	Oz	28.9	28.9	51.1
	Additional Refrigerant	oz/ft	0.16	0.16	0.32
Drain (OD, ID)			in ²⁷ / ₃₂ , ⁵ / ₈	in ²⁷ / ₃₂ , ⁵ / ₈	in ²⁷ / ₃₂ , ⁵ / ₈

LG Electronics USA, Inc.

Air Conditioning Technologies
4300 North Point Parkway Alpharetta, GA 30022
www.lghvac.com



Residential Multi-Zone Proper sizing and installation of equipment is critical to achieve optimal performance. Split system air conditioners and heat pumps (excluding ductless systems) must be matched with appropriate coil components to meet ENERGY STAR® criteria. Ask your contractor for details or visit www.energystar.gov.

Legal Disclaimer: All material provided herein is for informational or educational purposes only. It is not intended to be a substitute for professional advice. Please consult with your contractor, engineer or design professionals for application to your system. For continual product development, LG Electronics U.S.A., Inc. reserves the right to change specifications without notice. For more technical materials such as submittals, engineering manuals, and catalogs, visit www.lghvac.com. The information provided about third party products, references to third party brands, and links to third party websites is for informational purposes only and does not constitute an endorsement or recommendation, or any offer or solicitation to buy or sell any third-party services or products of any kind.

The technical information shown is meant for licensed HVAC professionals with a working knowledge of the basic refrigeration cycle and the processes necessary to safely service air conditioning equipment sold by LG in the continental United States, Alaska, and Hawaii. Installation and any service work performed must be done by a qualified contractor who has completed LG training to install and repair the LG equipment. Due to LG's policy of continuous product innovation of LG HVAC products, the most current data may be accessed on our website www.LGHVAC.com. LG disclaims any and all responsibility for improper installation of LG products, and any other claims, damages or liabilities arising from dealings with the contractor(s), including those contractors which are part of LG's referral program. Please refer to Resources for more information on the product's limited warranty, which sets forth the full terms and conditions, including, but not limited to, requirements regarding the use of a qualified contractor.

LG, the LG logo, and LG Life's Good, are registered trademarks of LG Corp. ENERGY STAR and the ENERGY STAR mark are registered trademarks owned by the U.S. Environmental Protection Agency. AHRI Certified is a registered trademark of the Air-Conditioning, Heating, and Refrigeration Institute. The AHRI Certified® mark indicates LG Electronics (LG) participation in the AHRI Certification program. For verification of individual certified products, go to www.ahridirectory.org. CSA Group® is a registered trademark of Canadian Standards Association. All indoor and outdoor units are certified by the CSA Group. All other trademarks are the property of their respective owners.

LG Electronics U.S.A., Inc. Air Conditioning Technologies 4300 North Point Parkway, Alpharetta, GA 30022 www.lghvac.com Visit LGHVAC.com for more information. Product specifications may be changed or modified from time to time by LGEUS in its sole discretion.

Copyright © 2025 LG Electronics U.S.A., Inc. ALL RIGHTS RESERVED.



ARTCOOL™ Premier



Residential Single-Zone



Models: KNSAL151A, KNSAL181A, KNSAL241A

Stylish and Powerful Comfort

The ARTCOOL™ Premier offers a comprehensive air conditioning solution that is powerful and stylish. These units utilize R-32 refrigerant. The ARTCOOL Premier models achieve up to 25 SEER2 for cooling and 11.2 HSPF2 for heating. Additionally, the sleek design of the indoor units allows them to blend nicely into any interior, proving both form and function.

- **Easy Installation:** Wall-mounted indoor units are easy to install.
- **Rebate Eligible:** All units are ENERGY STAR® qualified and may be eligible for tax credits.

Life's Good.

ThinQ®



ARTCOOL™ Premier



Residential Single-Zone

Specification		15 kBtu/h	18 kBtu/h	22 kBtu/h
	System	KSSAL151A	KSSAL181A	KSSAL241A
	Indoor Unit	KNSAL151A	KNSAL181A	KNSAL241A
	Outdoor Unit	KUSAL151A	KUSAL181A	KUSAL241A
Capacity	Cooling Capacity (Min ~ Rated ~ Max)	Btu/h 3,070 ~ 15,000 ~ 24,000	Btu/h 3,070 ~ 18,000 ~ 28,000	Btu/h 3,070 ~ 22,000 ~ 30,000
	Heating Capacity (Min ~ Rated ~ Max)	Btu/h 3,070 ~ 18,000 ~ 25,700	Btu/h 3,070 ~ 21,600 ~ 27,400	Btu/h 3,070 ~ 24,000 ~ 30,800
	Max Heating Capacity at 17°F	Btu/h 20,200 (112%)	Btu/h 24,300 (113%)	Btu/h 24,300 (101%)
	Max Heating Capacity at 5°F	Btu/h 18,000 (100%)	Btu/h 21,600 (100%)	Btu/h 21,600 (90%)
	Max Heating Capacity at 0°F	Btu/h 16,290 (91%)	Btu/h 19,520 (90%)	Btu/h 19,520 (81%)
	Max Heating Capacity at -13°F	Btu/h 12,330 (69%)	Btu/h 14,780 (68%)	Btu/h 14,780 (62%)
	SEER2	25.0	24.0	23.0
	EER2	15.0	14.4	13.0
	HSPF2	11.2	11.0	10.2
Power	Voltage (IDU)	V, Hz, Ø 208/230, 60, 1	V, Hz, Ø 208/230, 60, 1	V, Hz, Ø 208/230, 60, 1
	Voltage (ODU)	V, Hz, Ø 208/230, 60, 1	V, Hz, Ø 208/230, 60, 1	V, Hz, Ø 208/230, 60, 1
	Cooling Power Input (Min ~ Rated ~ Max)	kW 0.40 ~ 1.0 ~ 2.20	kW 0.40 ~ 1.25 ~ 2.65	kW 0.40 ~ 1.69 ~ 3.17
	Heating Power Input (Min ~ Rated ~ Max)	kW 0.55 ~ 1.12 ~ 2.45	kW 0.66 ~ 1.54 ~ 2.83	kW 0.66 ~ 1.92 ~ 3.24
	MCA / MOCP	A 19.0 / 30.0	A 19.0 / 30.0	A 19.0 / 30.0
	Power Communication Wiring	No. x AWG 4 x 14	No. x AWG 4 x 14	No. x AWG 4 x 14
	Rated Amps	A 14.8	A 14.8	A 14.8
Operation Range	ODU Operation Range Heating	°F WB 14 to 118	°F WB 14 to 118	°F WB 14 to 118
	ODU Operation Range Cooling	°F DB -13 to 65	°F DB -13 to 65	°F DB -13 to 65
	IDU Operation Range Heating	°F WB 53 to 75	°F WB 53 to 75	°F WB 53 to 75
	IDU Operation Range Cooling	°F DB 60 to 86	°F DB 60 to 86	°F DB 60 to 86
	Setpoint Range Cooling	°F 64 to 86	°F 64 to 86	°F 64 to 86
	Setpoint Range Heating	°F 60 to 86	°F 60 to 86	°F 60 to 86
Dimensions	IDU Dimensions (W x H x D)	in 41 ²³ / ₃₂ x 14 ³ / ₁₆ x 10 ⁷ / ₁₆	in 41 ²³ / ₃₂ x 14 ³ / ₁₆ x 10 ⁷ / ₁₆	in 41 ²³ / ₃₂ x 14 ³ / ₁₆ x 10 ⁷ / ₁₆
	ODU Dimensions (W x H x D)	in 37 ¹³ / ₃₂ x 32 ³ / ₄ x 13	in 37 ¹³ / ₃₂ x 32 ³ / ₄ x 13	in 37 ¹³ / ₃₂ x 32 ³ / ₄ x 13
Weight	IDU Weight (Net / Shipping)	lbs 37.7 / 45.6	lbs 37.7 / 45.6	lbs 37.7 / 45.6
	ODU Weight (Net / Shipping)	lbs 135.4 / 147.7	lbs 135.4 / 147.7	lbs 135.4 / 147.7
Unit Data	Airflow Rate Cooling (Max / H / M / L)	CFM 813 / 601 / 495 / 389	CFM 813 / 601 / 495 / 389	CFM 813 / 601 / 495 / 389
	Airflow Rate Heating (Max / H / M / L)	CFM 919 / 707 / 601 / 495	CFM 919 / 707 / 601 / 495	CFM 919 / 707 / 601 / 495
	Dehumidification	pts/hr 3.8	pts/hr 4.23	pts/hr 4.65
	Compressor Type	Twin Rotary x 1	Twin Rotary x 1	Twin Rotary x 1
Sound Pressure	Refrigerant Type	R32	R32	R32
	Indoor Cooling (H / M / L / SL)	dB(A) 49 / 44 / 40 / 30	dB(A) 49 / 44 / 40 / 30	dB(A) 49 / 44 / 40 / 30
	Indoor Heating (H / M / L)	dB(A) 49 / 44 / 40	dB(A) 49 / 44 / 40	dB(A) 49 / 44 / 40
	Outdoor Max (Cool / Heat)	dB(A) 55 / 56	dB(A) 55 / 56	dB(A) 55 / 56
Piping	Liquid Pipe (Connection / Pipe Size)	in ³ / ₈ Flare / ³ / ₈ Flare	in ³ / ₈ Flare / ³ / ₈ Flare	in ³ / ₈ Flare / ³ / ₈ Flare
	Vapor Pipe (Connection / Pipe Size)	in ⁵ / ₈ Flare / ⁵ / ₈ Flare	in ⁵ / ₈ Flare / ⁵ / ₈ Flare	in ⁵ / ₈ Flare / ⁵ / ₈ Flare
	Pipe Length (Min / Standard / Max)	ft 9.8 / 24.6 / 164.0	ft 9.8 / 24.6 / 164.0	ft 9.8 / 24.6 / 164.0
	Piping Length (no add'l refrigerant)	ft 24.6	ft 24.6	ft 24.6
	Max Pipe Elevation	ft 98.4	ft 98.4	ft 98.4
	Pre Charge	Oz 65.3	Oz 65.3	Oz 65.3
	Additional Refrigerant	oz/ft 0.32	oz/ft 0.32	oz/ft 0.32
	Drain (OD, ID)	in ²⁷ / ₃₂ , ⁵ / ₈	in ²⁷ / ₃₂ , ⁵ / ₈	in ²⁷ / ₃₂ , ⁵ / ₈

LG Electronics USA, Inc.

Air Conditioning Technologies
4300 North Point Parkway Alpharetta, GA 30022
www.lghvac.com



Residential Multi-Zone Proper sizing and installation of equipment is critical to achieve optimal performance. Split system air conditioners and heat pumps (excluding ductless systems) must be matched with appropriate coil components to meet ENERGY STAR® criteria. Ask your contractor for details or visit www.energystar.gov.

Legal Disclaimer: All material provided herein is for informational or educational purposes only. It is not intended to be a substitute for professional advice. Please consult with your contractor, engineer or design professionals for application to your system. For continual product development, LG Electronics U.S.A., Inc. reserves the right to change specifications without notice. For more technical materials such as submittals, engineering manuals, and catalogs, visit www.lghvac.com. The information provided about third party products, references to third party brands, and links to third party websites is for informational purposes only and does not constitute an endorsement or recommendation, or any offer or solicitation to buy or sell any third-party services or products of any kind.

The technical information shown is meant for licensed HVAC professionals with a working knowledge of the basic refrigeration cycle and the processes necessary to safely service air conditioning equipment sold by LG in the continental United States, Alaska, and Hawaii. Installation and any service work performed must be done by a qualified contractor who has completed LG training to install and repair the LG equipment. Due to LG's policy of continuous product innovation of LG HVAC products, the most current data may be accessed on our website www.LGHVAC.com. LG disclaims any and all responsibility for improper installation of LG products, and any other claims, damages or liabilities arising from dealings with the contractor(s), including those contractors which are part of LG's referral program. Please refer to Resources for more information on the product's limited warranty, which sets forth the full terms and conditions, including, but not limited to, requirements regarding the use of a qualified contractor.

LG, the LG logo, and LG Life's Good, are registered trademarks of LG Corp. ENERGY STAR and the ENERGY STAR mark are registered trademarks owned by the U.S. Environmental Protection Agency. AHRI Certified is a registered trademark of the Air-Conditioning, Heating, and Refrigeration Institute. The AHRI Certified® mark indicates LG Electronics (LG) participation in the AHRI Certification program. For verification of individual certified products, go to www.ahridirectory.org. CSA Group® is a registered trademark of Canadian Standards Association. All indoor and outdoor units are certified by the CSA Group. All other trademarks are the property of their respective owners.

LG Electronics U.S.A., Inc. Air Conditioning Technologies 4300 North Point Parkway, Alpharetta, GA 30022 www.lghvac.com Visit LGHVAC.com for more information. Product specifications may be changed or modified from time to time by LGEUS in its sole discretion.

Copyright © 2025 LG Electronics U.S.A., Inc. ALL RIGHTS RESERVED.



Extended Piping



Residential Single-Zone



Flexible, Efficient, Connected Comfort!

LG's Single-Zone Extended Pipe units, available in 24,000, 30,000, and 36,000 Btu/h heat pump configurations. Designed for flexibility, extended piping lengths up to 164 feet and greater elevation differences allow for versatile installations in a wide range of applications. With the convenience of remote control homeowners can easily manage their comfort. These systems provide reliable climate control tailored to modern needs.



Models: KNSAP241A, KNSAP301A, KNSAP361A

- **Flexible Scheduling:** 24-hour on/off timer for convenient operation.
- **Enhanced Airflow:** Four-way auto swing and Chaos Wind for natural breeze simulation.
- **Automatic Adjustments:** Auto changeover and auto restart for seamless operation.
- **Low Ambient Cooling:** Operates down to 14 °F, helping provide consistent performance in various climates.
- **Quick Temperature Control:** Jet Cool/Jet Heat modes for rapid cooling or heating.
- **Convenient Features:** Sleep mode, cooling-only function, and defrost control for tailored comfort.

Life's Good.

ThinQ®



Extended Piping



Residential Single-Zone

Specification			24 kBtu/h	30 kBtu/h	36 kBtu/h
	System		KSSAP241	KSSAP301A	KSSAP301A
	Indoor Unit		KNSAP241A	KNSAP301A	KNSAP361A
	Outdoor Unit		KUSAP241A	KUSAP301A	KUSAP361A
Capacity ^{1,2}	Cooling Capacity (Min ~ Rated ~ Max)	Btu/h	3,070~22,000~30,000	3,070~30,000~32,000	3,070~30,000~32,000
	Heating Capacity (Min ~ Rated ~ Max)	Btu/h	3,070~24,000~30,800	3,070~32,400~36,500	3,070~35,200~38,900
	Max Heating Capacity at 17 °F	Btu/h	23,210 (97%)	27,500 (85%)	30,000 (85%)
	Max Heating Capacity at 5 °F	Btu/h	20,000 (83%)	24,000 (74%)	26,000 (74%)
	Max Heating Capacity at 0 °F	Btu/h	17,800 (74%)	21,500 (66%)	23,210 (66%)
	Max Heating Capacity at -4 °F	Btu/h	16,580 (69%)	20,030 (62%)	21,620 (61%)
	SEER2		22.0	21.0	20.0
	EER2		13.0	11.3	10.00
Power	HSPF2		9.7	8.5	8.5
	Voltage (IDU)	V, Hz, Ø	208/230, 60, 1	208/230, 60, 1	208/230, 60, 1
	Voltage (ODU)	V, Hz, Ø	208/230, 60, 1	208/230, 60, 1	208/230, 60, 1
	Cooling Power Input (Min ~ Rated ~ Max)	kW	0.4~1.692~3.170	0.5~2.654~3.60	0.5~3.30~4.020
	Heating Power Input (Min ~ Rated ~ Max)	kW	0.660~1.920~3.240	0.660~2.592~4.100	0.660~2.933~4.370
	MCA / MOCP	A	19.0 / 30.0	23.0 / 30.0	23.0 / 30.0
	Power Communication Wiring	No. x AWG	4 x 14	4 x 14	4 x 14
	Rated Amps	A	14.4	15.1	15.1
Operation Range	ODU Operation Range Heating	°F WB	4 to 65	4 to 65	4 to 65
	ODU Operation Range Cooling	°F DB	14 to 118	14 to 118	14 to 118
	IDU Operation Range Heating	°F WB	53 to 75	53 to 75	53 to 75
	IDU Operation Range Cooling	°F DB	60 to 86	60 to 86	60 to 86
	Setpoint Range Cooling	°F	64 to 86	64 to 86	64 to 86
	Setpoint Range Heating	°F	60 to 86	60 to 86	60 to 86
Dimensions	IDU Dimensions (W x H x D)	in	41 ²³ / ₃₂ x 14 ³ / ₁₆ x 10 ⁷ / ₁₆	41 ²³ / ₃₂ x 14 ³ / ₁₆ x 10 ⁷ / ₁₆	41 ²³ / ₃₂ x 14 ³ / ₁₆ x 10 ⁷ / ₁₆
	ODU Dimensions (W x H x D)	in	37 ¹³ / ₃₂ x 32 ³ / ₄ x 13	37 ¹³ / ₃₂ x 32 ³ / ₄ x 13	37 ¹³ / ₃₂ x 32 ³ / ₄ x 13
Weight	IDU Weight (Net / Shipping)	lbs	36.6 / 44.5	40.8 / 48.9	40.8 / 48.9
	ODU Weight (Net / Shipping)	lbs	135.4 / 147.7	147.9 / 160.3	147.9 / 160.3
Unit Data	Airflow Rate Cooling (Max / H / M / L)	CFM	813 / 601 / 495 / 389	1,095 / 883 / 742 / 601	1,095 / 883 / 742 / 601
	Airflow Rate Heating (Max / H / M / L)	CFM	919 / 707 / 601 / 495	1,166 / 954 / 813 / 671	1,166 / 954 / 813 / 671
	Dehumidification	pts/hr	4.65	5.49	5.49
	Compressor Type		Twin Rotary x 1	Twin Rotary x 1	Twin Rotary x 1
	Refrigerant Type		R32	R32	R32
Sound Pressure ⁶	Indoor Cooling (H / M / L / SL)	dB(A)	49 / 44 / 40 / 30	51 / 47 / 43 / 33	51 / 47 / 43 / 33
	Indoor Heating (H / M / L)	dB(A)	49 / 44 / 40	51 / 47 / 43	51 / 47 / 43
	Outdoor Max (Cool / Heat)	dB(A)	55 / 56	55 / 58	55 / 58
Piping ⁷	Liquid Pipe (Connection / Pipe Size)	in	³ / ₈ Flare / ³ / ₈ Flare	³ / ₈ Flare / ³ / ₈ Flare	³ / ₈ Flare / ³ / ₈ Flare
	Vapor Pipe (Connection / Pipe Size)	in	⁵ / ₈ Flare / ⁵ / ₈ Flare	⁵ / ₈ Flare / ⁵ / ₈ Flare	⁵ / ₈ Flare / ⁵ / ₈ Flare
	Pipe Length (Min / Standard / Max)	ft	9.8 / 24.6 / 164.0	9.8 / 24.6 / 164.0	9.8 / 24.6 / 164.0
	Piping Length (no add'l refrigerant)	ft	24.6	24.6	24.6
	Max Pipe Elevation	ft	98.4	98.4	98.4
	Pre Charge	Oz	65.3	70.5	70.5
	Additional Refrigerant	oz/ft	0.32	0.32	0.32
	Drain (OD, ID)	in	²⁷ / ₃₂ , ⁵ / ₈	²⁷ / ₃₂ , ⁵ / ₈	²⁷ / ₃₂ , ⁵ / ₈

LG Electronics USA, Inc.

Air Conditioning Technologies

4300 North Point Parkway Alpharetta, GA 30022

www.lghvac.com



Residential Multi-Zone Proper sizing and installation of equipment is critical to achieve optimal performance. Split system air conditioners and heat pumps (excluding ductless systems) must be matched with appropriate coil components to meet ENERGY STAR® criteria. Ask your contractor for details or visit www.energystar.gov.

Legal Disclaimer: All material provided herein is for informational or educational purposes only. It is not intended to be a substitute for professional advice. Please consult with your contractor, engineer or design professionals for application to your system. For continual product development, LG Electronics U.S.A., Inc. reserves the right to change specifications without notice. For more technical materials such as submittals, engineering manuals, and catalogs, visit www.lghvac.com. The information provided about third party products, references to third party brands, and links to third party websites is for informational purposes only and does not constitute an endorsement or recommendation, or any offer or solicitation to buy or sell any third-party services or products of any kind.

The technical information shown is meant for licensed HVAC professionals with a working knowledge of the basic refrigeration cycle and the processes necessary to safely service air conditioning equipment sold by LG in the continental United States, Alaska, and Hawaii. Installation and any service work performed must be done by a qualified contractor who has completed LG training to install and repair the LG equipment. Due to LG's policy of continuous product innovation of LG HVAC products, the most current data may be accessed on our website www.LGHVAC.com. LG disclaims any and all responsibility for improper installation of LG products, and any other claims, damages or liabilities arising from dealings with the contractor(s), including those contractors which are part of LG's referral program. Please refer to Resources for more information on the product's limited warranty, which sets forth the full terms and conditions, including, but not limited to, requirements regarding the use of a qualified contractor.

LG, the LG logo, and LG Life's Good, are registered trademarks of LG Corp. ENERGY STAR and the ENERGY STAR mark are registered trademarks owned by the U.S. Environmental Protection Agency. AHRI Certified is a registered trademark of the Air-Conditioning, Heating, and Refrigeration Institute. The AHRI Certified® mark indicates LG Electronics (LG) participation in the AHRI Certification program. For verification of individual certified products, go to www.ahridirectory.org. CSA Group® is a registered trademark of Canadian Standards Association. All indoor and outdoor units are certified by the CSA Group. All other trademarks are the property of their respective owners.

LG Electronics U.S.A., Inc. Air Conditioning Technologies 4300 North Point Parkway, Alpharetta, GA 30022 www.lghvac.com Visit LGHVAC.com for more information. Product specifications may be changed or modified from time to time by LGEUS in its sole discretion.

Copyright © 2025 LG Electronics U.S.A., Inc. ALL RIGHTS RESERVED.



High Efficiency



Residential Single-Zone



Efficiency Meets Superior Comfort

Models: KNUAB091A, KNUAB121A, KNUAB181A

LG's High Efficiency single-zone units, available in 9,000, 12,000, and 18,000 Btu/h capabilities, was designed to provide exceptional energy efficiency. due to a range of built-in innovative technologies.

- **Capacities:** 9,000, 12,000, and 18,000 Btu/h.
- **Energy Saving:** Up to 23.8 SEER2.
- **Ultra Quiet Operation:** Indoor unit sound pressure 19 dB (Sleep Mode).
- **Operation Range Cooling:** 14 °F Dry Bulb to 118 °F DB* Heating: -4 °F Wet Bulb to 65 °F.
- **Wet Bulb Inverter-driven precision load matching:** Maximizes compressor efficiency, minimizing power consumption.
- **Optional Low Ambient Wind Baffle Kit:** Allows operation down to 0 °F in Cooling.
- **ENERGY STAR(R) and ENERGY STAR Cold Climate certified:** Helping homeowners qualify for potential rebates and incentives.

Life's Good.

ThinQ®



High Efficiency



Residential Single-Zone

Specification			9 kBtu/h	12 kBtu/h	18 kBtu/h
	System		KSUAB091A	KSUAB121A	KSUAB181A
	Indoor Unit		KNUAB091A	KNUAB121A	KNUAB181A
	Outdoor Unit		KUSAB091A	KUSAB121A	KUSAB181A
Capacity	Cooling Capacity (Min ~ Rated ~ Max)	Btu/h	1,023 ~ 9,000 ~ 12,625	1,023 ~ 12,000 ~ 14,100	3,070 ~ 18,000 ~ 24,210
	Heating Capacity (Min ~ Rated ~ Max)	Btu/h	1,023 ~ 10,900 ~ 17,061	1,023 ~ 13,600 ~ 19,040	3,070 ~ 21,600 ~ 30,020
	Max Heating Capacity at 17 °F	Btu/h	11,200 (103%)	12,400 (91%)	18,600 (86%)
	Max Heating Capacity at 5 °F	Btu/h	9,500 (87%)	10,000 (74%)	15,120 (70%)
	Max Heating Capacity at -4 °F	Btu/h	7,810 (72%)	8,010 (59%)	12,160 (56%)
	SEER2		23.8	22.5	23
	EER2		14.95	12.8	13
	HSPF2		10.9	10.5	10.0
Power	Voltage (IDU)	V, Hz, Ø	208/230, 60, 1	208/230, 60, 1	208/230, 60, 1
	Voltage (ODU)	V, Hz, Ø	208/230, 60, 1	208/230, 60, 1	208/230, 60, 1
	Cooling Power Input (Min ~ Rated ~ Max)	kW	0.20 ~ 0.60 ~ 1.40	0.20 ~ 0.93 ~ 1.60	0.30 ~ 1.38 ~ 2.65
	Heating Power Input (Min ~ Rated ~ Max)	kW	0.19 ~ 0.71 ~ 1.80	0.19 ~ 1.04 ~ 1.97	0.66 ~ 1.83 ~ 3.30
	MCA / MOCP	A	12.0 / 15.0	12.0 / 15.0	19.0 / 30.0
	Power Communication Wiring	No. x AWG	3 x 14	3 x 14	3 x 12
	Rated Amps	A	8.7	8.7	15.1
Operation Range	ODU Operation Range Heating	°F WB	4 to 65	4 to 65	4 to 65
	ODU Operation Range Cooling	°F DB	14 to 118	14 to 118	14 to 118
	IDU Operation Range Heating	°F WB	53 to 75	53 to 75	53 to 75
	IDU Operation Range Cooling	°F DB	60 to 86	60 to 86	60 to 86
	Setpoint Range Cooling	°F	64 to 86	64 to 86	64 to 86
	Setpoint Range Heating	°F	60 to 86	60 to 86	60 to 86
Dimensions	IDU Dimensions (W x H x D)	in	32 ¹⁵ / ₁₆ x 12 ¹ / ₈ x 7 ⁷ / ₁₆	32 ¹⁵ / ₁₆ x 12 ¹ / ₈ x 7 ⁷ / ₁₆	39 ⁹ / ₃₂ x 13 ¹⁹ / ₃₂ x 8 ⁹ / ₃₂
	ODU Dimensions (W x H x D)	in	30 ⁵ / ₁₆ x 21 ¹⁵ / ₃₂ x 11 ¹¹ / ₃₂	30 ⁵ / ₁₆ x 21 ¹⁵ / ₃₂ x 11 ¹¹ / ₃₂	37 ¹³ / ₃₂ x 32 ³ / ₄ x 13
Weight	IDU Weight (Net / Shipping)	lbs	19.73 / 22.7	19.73 / 22.7	26.0 / 31.8
	ODU Weight (Net / Shipping)	lbs	68.8 / 75.6	68.8 / 75.6	127.9 / 145.5
Unit Data	Airflow Rate Cooling (Max / H / M / L)	CFM	459 / 388 / 318 / 194	459 / 388 / 318 / 194	706 / 530 / 477 / 371
	Airflow Rate Heating (Max / H / M / L)	CFM	459 / 388 / 318 / 229	459 / 388 / 318 / 229	706 / 547 / 494 / 371
	Dehumidification	pts/hr	2.7	2.75	5.5
	Compressor Type		Twin Rotary x 1	Twin Rotary x 1	Twin Rotary x 1
Sound Pressure	Refrigerant Type		R32	R32	R32
	Indoor Cooling (H / M / L / SL)	dB(A)	41 / 35 / 25 / 21	41 / 35 / 25 / 21	47 / 42 / 37 / 31
	Indoor Heating (H / M / L)	dB(A)	41 / 35 / 26	41 / 35 / 26	47 / 42 / 37
	Outdoor Max (Cool / Heat)	dB(A)	47 / 51	47 / 51	55 / 55
Piping	Liquid Pipe (Connection / Pipe Size)	in	¹ / ₄ / ¹ / ₄	¹ / ₄ / ¹ / ₄	³ / ₈ / ³ / ₈
	Vapor Pipe (Connection / Pipe Size)	in	³ / ₈ / ³ / ₈	³ / ₈ / ³ / ₈	⁵ / ₈ / ⁵ / ₈
	Pipe Length (Min / Standard / Max)	ft	9.8 / 24.6 / 82	9.8 / 24.6 / 82	9.8 / 24.6 / 114.8
	Piping Length (no add'l refrigerant)	ft	41	41	24.6
	Max Pipe Elevation	ft	49.2	49.2	49.2
	Pre Charge	Oz	28.9	28.9	51.1
	Additional Refrigerant	oz/ft	0.16	0.16	0.32
	Drain (OD, ID)	in	²⁷ / ₃₂ , ⁵ / ₈	²⁷ / ₃₂ , ⁵ / ₈	²⁷ / ₃₂ , ⁵ / ₈

LG Electronics USA, Inc.

Air Conditioning Technologies
4300 North Point Parkway Alpharetta, GA 30022
www.lghvac.com



Residential Multi-Zone Proper sizing and installation of equipment is critical to achieve optimal performance. Split system air conditioners and heat pumps (excluding ductless systems) must be matched with appropriate coil components to meet ENERGY STAR® criteria. Ask your contractor for details or visit www.energystar.gov.

Legal Disclaimer: All material provided herein is for informational or educational purposes only. It is not intended to be a substitute for professional advice. Please consult with your contractor, engineer or design professionals for application to your system. For continual product development, LG Electronics U.S.A., Inc. reserves the right to change specifications without notice. For more technical materials such as submittals, engineering manuals, and catalogs, visit www.lghvac.com. The information provided about third party products, references to third party brands, and links to third party websites is for informational purposes only and does not constitute an endorsement or recommendation, or any offer or solicitation to buy or sell any third-party services or products of any kind.

The technical information shown is meant for licensed HVAC professionals with a working knowledge of the basic refrigeration cycle and the processes necessary to safely service air conditioning equipment sold by LG in the continental United States, Alaska, and Hawaii. Installation and any service work performed must be done by a qualified contractor who has completed LG training to install and repair the LG equipment. Due to LG's policy of continuous product innovation of LG HVAC products, the most current data may be accessed on our website www.LGHVAC.com. LG disclaims any and all responsibility for improper installation of LG products, and any other claims, damages or liabilities arising from dealings with the contractor(s), including those contractors which are part of LG's referral program. Please refer to Resources for more information on the product's limited warranty, which sets forth the full terms and conditions, including, but not limited to, requirements regarding the use of a qualified contractor.

LG, the LG logo, and LG Life's Good, are registered trademarks of LG Corp. ENERGY STAR and the ENERGY STAR mark are registered trademarks owned by the U.S. Environmental Protection Agency. AHRI Certified is a registered trademark of the Air-Conditioning, Heating, and Refrigeration Institute. The AHRI Certified® mark indicates LG Electronics (LG) participation in the AHRI Certification program. For verification of individual certified products, go to www.ahridirectory.org. CSA Group® is a registered trademark of Canadian Standards Association. All indoor and outdoor units are certified by the CSA Group. All other trademarks are the property of their respective owners.

LG Electronics U.S.A., Inc. Air Conditioning Technologies 4300 North Point Parkway, Alpharetta, GA 30022 www.lghvac.com Visit LGHVAC.com for more information. Product specifications may be changed or modified from time to time by LGEUS in its sole discretion.

Copyright © 2025 LG Electronics U.S.A., Inc. ALL RIGHTS RESERVED.



Low Wall Console



Residential Single-Zone



Compact, Efficient Comfort for Challenging Spaces



Models: KNUQB091A and KNUQB121A

Low Wall Console units are single-zone systems available in 9,000 and 12,000 Btu/h capacities. These units, designed for high efficiency and easy installation, are ideal for spaces with design challenges, such as rooms with gabled ceilings or sunrooms. These units can be partially inset in the wall for a smaller installation footprint. Installed low on the wall, they offer enhanced design flexibility making them an excellent choice for residential and light commercial applications.

- **Flexible Installation:** Mount low on the wall or the floor to suit your space needs.
- **Jet Cool / Jet Heat:** Provides rapid heating and cooling for optimal comfort.
- **Compatibility with Control Accessories:** Wired Controllers, Dry Contacts, and Auxiliary Heat Relay Kit.

Life's Good.

ThinQ®



Low Wall Console



Residential Single-Zone

Specification			9 kBtu/h	12 kBtu/h
	System		KSUQB091A	KSUQB121A
	Indoor Unit		KNUQB091A	KNUQB121A
	Outdoor Unit		KUSXB091A	KUSXB121A
Capacity	Cooling Capacity (Min ~ Rated ~ Max)	Btu/h	4,270 ~ 9,000 ~ 9,900	4,500 ~ 10,200 ~ 13,460
	Heating Capacity (Min ~ Rated ~ Max)	Btu/h	4,600 ~ 10,100 ~ 14,500	5,970 ~ 13,000 ~ 16,600
	Max Heating Capacity at 17 °F	Btu/h	11,600	12,900
	Max Heating Capacity at 5 °F	Btu/h	10,100	11,400
	Max Heating Capacity at -4 °F	Btu/h	9,200	10,000
	SEER2		20.0	19.70
	EER2		13.2	13.00
	HSPF2		10.6	10.5
Power	Voltage (IDU)	V, Hz, Ø	208/230, 60, 1	208/230, 60, 1
	Voltage (ODU)	V, Hz, Ø	208/230, 60, 1	208/230, 60, 1
	Cooling Power Input (Min ~ Rated ~ Max)	kW	0.35 ~ 0.68 ~ 0.88	0.40 ~ 0.78 ~ 1.35
	Heating Power Input (Min ~ Rated ~ Max)	kW	0.42 ~ 0.760 ~ 1.30	0.55 ~ 1.060 ~ 1.64
	MCA / MOCP	A	13.4 / 15	13.4 / 15
	Power Communication Wiring	No. x AWG	3 x 12	3 x 12
	Rated Amps	A	10.1	10.1
Operation Range	ODU Operation Range Cooling	°F WB	-4 to 64	-4 to 64
	ODU Operation Range Heating	°F DB	5 to 118	5 to 118
	IDU Operation Range Heating	°F WB	57 to 77	57 to 77
	IDU Operation Range Cooling	°F DB	59 to 81	59 to 81
	Setpoint Range Cooling	°F	65 to 86	65 to 86
Dimensions	Setpoint Range Heating	°F	61 to 86	61 to 86
	IDU Dimensions (W x H x D)	in	27 ⁹ / ₁₆ x 23 ⁵ / ₈ x 8 ⁹ / ₃₂	27 ⁹ / ₁₆ x 23 ⁵ / ₈ x 8 ⁹ / ₃₂
	ODU Dimensions (W x H x D)	in	30 ⁵ / ₁₆ x 21 ¹⁵ / ₃₂ x 11 ¹¹ / ₃₂	30 ⁵ / ₁₆ x 21 ¹⁵ / ₃₂ x 11 ¹¹ / ₃₂
Weight	IDU Weight (Net / Shipping)	lbs	33.7 / 39.7	33.7 / 39.7
	ODU Weight (Net / Shipping)	lbs	75.0 / 79.4	75.0 / 79.4
Unit Data	Airflow Rate Cooling (Max / H / M / L)	CFM	318 / 300 / 237 / 177	353 / 318 / 244 / 184
	Dehumidification	pts/hr	1.72	2.3
	Compressor Type		Rotary x 1	Rotary x 1
	Refrigerant Type		R32	R32
Sound Pressure	Indoor Cooling (H / M / L)	dB(A)	38 / 32 / 27	39 / 32 / 27
	Outdoor Max (Cool / Heat)	dB(A)	47 / 51	49 / 52
Piping	Liquid Pipe (Connection / Pipe Size)	in	1/4 Flare / 1/4 Flare	1/4 Flare / 1/4 Flare
	Vapor Pipe (Connection / Pipe Size)	in	3/8 Flare / 3/8 Flare	3/8 Flare / 3/8 Flare
	Pipe Length (Min / Standard / Max)	ft	16.4 / 65.6	16.4 / 65.6
	Piping Length (no add'l refrigerant)	ft	24.6	24.6
	Max Pipe Elevation	ft	49.2	49.2
	Pre Charge	Oz	38.8	38.8
	Additional Refrigerant	oz/ft	0.22	0.22
	Drain (OD, ID)	in	1 1/4, 1	1 1/4, 1

LG Electronics USA, Inc.

Air Conditioning Technologies

4300 North Point Parkway Alpharetta, GA 30022

www.lghvac.com



Residential Multi-Zone Proper sizing and installation of equipment is critical to achieve optimal performance. Split system air conditioners and heat pumps (excluding ductless systems) must be matched with appropriate coil components to meet ENERGY STAR® criteria. Ask your contractor for details or visit www.energystar.gov.

Legal Disclaimer: All material provided herein is for informational or educational purposes only. It is not intended to be a substitute for professional advice. Please consult with your contractor, engineer or design professionals for application to your system. For continual product development, LG Electronics U.S.A., Inc. reserves the right to change specifications without notice. For more technical materials such as submittals, engineering manuals, and catalogs, visit www.lghvac.com. The information provided about third party products, references to third party brands, and links to third party websites is for informational purposes only and does not constitute an endorsement or recommendation, or any offer or solicitation to buy or sell any third-party services or products of any kind.

The technical information shown is meant for licensed HVAC professionals with a working knowledge of the basic refrigeration cycle and the processes necessary to safely service air conditioning equipment sold by LG in the continental United States, Alaska, and Hawaii. Installation and any service work performed must be done by a qualified contractor who has completed LG training to install and repair the LG equipment. Due to LG's policy of continuous product innovation of LG HVAC products, the most current data may be accessed on our website www.LGHVAC.com. LG disclaims any and all responsibility for improper installation of LG products, and any other claims, damages or liabilities arising from dealings with the contractor(s), including those contractors which are part of LG's referral program. Please refer to Resources for more information on the product's limited warranty, which sets forth the full terms and conditions, including, but not limited to, requirements regarding the use of a qualified contractor.

LG, the LG logo, and LG Life's Good, are registered trademarks of LG Corp. ENERGY STAR and the ENERGY STAR mark are registered trademarks owned by the U.S. Environmental Protection Agency. AHRI Certified is a registered trademark of the Air-Conditioning, Heating, and Refrigeration Institute. The AHRI Certified® mark indicates LG Electronics (LG) participation in the AHRI Certification program. For verification of individual certified products, go to www.ahridirectory.org. CSA Group® is a registered trademark of Canadian Standards Association. All indoor and outdoor units are certified by the CSA Group. All other trademarks are the property of their respective owners.

LG Electronics U.S.A., Inc. Air Conditioning Technologies 4300 North Point Parkway, Alpharetta, GA 30022 www.lghvac.com Visit LGHVAC.com for more information. Product specifications may be changed or modified from time to time by LGEUS in its sole discretion.

Copyright © 2025 LG Electronics U.S.A., Inc. ALL RIGHTS RESERVED.



Mega 115V



Residential Single-Zone



Ultimate Comfort, Maximum Efficiency

LG's Mega 115V heat pump duct-free split solutions are available in capacities of 9,000 and 12,000 Btu/h. These products feature energy-efficient Inverter technology and are easily controlled via the included standard wireless remote.

- **Wide Operating Range:** Built-in low ambient operation supports cooling down to 14 °F.
- **Customizable Comfort:** Features two-way auto swing, Natural Wind for natural airflow, and Jet Cool/Jet Heat for rapid temperature adjustment.
- **Convenient Controls:** Includes a 24-hour on/off timer, auto changeover, auto restart, and sleep mode for effortless operation.
- **User-Friendly Features:** Includes a cooling-only function, defrost control, and a temperature display on the indoor unit.
- **Efficient Performance:** Inverter variable-speed compressor contributes to energy savings and consistent operation.

Models: KNSAC091B and KNSAC121B

Life's Good.



Mega 115V



Residential Single-Zone

Specification			9 kBtu/h	12 kBtu/h
System			KSSAC091B	KSSAC121B
Indoor Unit			KNSAC091B	KNSAC121B
Outdoor Unit			KUSAC091B	KUSAC121B
Capacity	Cooling Capacity (Min ~ Rated ~ Max)	Btu/h	3,070-9,000~11,980	3,070~11,000~13,780
	Heating Capacity (Min ~ Rated ~ Max)	Btu/h	3,070~10,900~12,930	3,070~12,000~13,780
	Max Heating Capacity at 17 °F	Btu/h	9,810 (90%)	10,560 (88%)
	Max Heating Capacity at 5 °F	Btu/h	7,700 (71%)	8,400 (70%)
	SEER2		21.00	20.00
	EER2		12.5	12.3
	HSPF2		9.2	9.0
Power	Voltage (IDU)	V, Hz, Ø	115, 60, 1	115, 60, 1
	Voltage (ODU)	V, Hz, Ø	115, 60, 1	115, 60, 1
	Cooling Power Input (Min ~ Rated ~ Max)	kW	0.20~0.72~1.33	0.20~0.894~1.44
	Heating Power Input (Min ~ Rated ~ Max)	kW	0.195~0.838~1.40	0.195~0.965~1.55
	MCA / MOCP	A	15.0 / 20.0	15.0 / 20.0
	Power Communication Wiring	No. x AWG	4 x 14	4 x 14
	Rated Amps (Cooling/Heating)	A	10.2 / 11.7	10.2 / 11.7
Operation Range	ODU Operation Range Heating	°F WB	5 to 65	5 to 65
	ODU Operation Range Cooling	°F DB	14 to 118	14 to 118
	IDU Operation Range Heating	°F WB	60 to 86	60 to 86
	IDU Operation Range Cooling	°F DB	53 to 75	53 to 75
	Setpoint Range Cooling	°F	64 to 86	64 to 86
	Setpoint Range Heating	°F	60 to 86	60 to 86
Dimensions	IDU Dimensions (W x H x D)	in	32 ¹⁵ / ₁₆ x 12 ¹ / ₈ x 7 ⁷ / ₁₆	32 ¹⁵ / ₁₆ x 12 ¹ / ₈ x 7 ⁷ / ₁₆
	ODU Dimensions (W x H x D)	in	28 ⁷ / ₃₂ x 19 ¹ / ₂ x 9 ¹ / ₁₆	28 ⁷ / ₃₂ x 19 ¹ / ₂ x 9 ¹ / ₁₆
Weight	IDU Weight (Net / Shipping)	lbs	19.2 / 22	19.2 / 22
	ODU Weight (Net / Shipping)	lbs	55.3 / 60	55.3 / 60
Unit Data	Airflow Rate Cooling Max (H / M / L)	CFM	459 / 353 / 264 / 148	459 / 353 / 264 / 148
	Airflow Rate Heating Max (H / M / L)	CFM	459 / 353 / 254 / 198	459 / 353 / 254 / 198
	Dehumidification	pts/hr	2.32	2.75
	Compressor Type		Twin Rotary x 1	Twin Rotary x 1
	Refrigerant Type		R32	R32
Sound Pressure	Indoor Cooling (H / M / L / SL)	dB(A)	42 / 36 / 28 / 21	42 / 36 / 28 / 21
	Indoor Heating (H / M / L)	dB(A)	42 / 36 / 28	42 / 36 / 28
	Outdoor Max (Cool / Heat)	dB(A)	50 / 50	50 / 50
Piping	Liquid Pipe (Connection / Pipe Size)	in	1/4 Flare / 1/4 Flare	1/4 Flare / 1/4 Flare
	Vapor Pipe (Connection / Pipe Size)	in	3/8 Flare / 3/8 Flare	3/8 Flare / 3/8 Flare
	Pipe Length (Min / Standard / Max)	ft	9.8 / 24.6 / 49.2	9.8 / 24.6 / 49.2
	Piping Length (no add'l refrigerant)	ft	24.6	24.6
	Max Pipe Elevation	ft	23	23
	Pre Charge	Oz	24.7	24.7
	Additional Refrigerant	oz/ft	0.16	0.16
	Drain (OD, ID)	in	27/32, 5/8	27/32, 5/8

LG Electronics USA, Inc.

Air Conditioning Technologies
4300 North Point Parkway Alpharetta, GA 30022
www.lghvac.com



Residential Multi-Zone Proper sizing and installation of equipment is critical to achieve optimal performance. Split system air conditioners and heat pumps (excluding ductless systems) must be matched with appropriate coil components to meet ENERGY STAR® criteria. Ask your contractor for details or visit www.energystar.gov.

Legal Disclaimer: All material provided herein is for informational or educational purposes only. It is not intended to be a substitute for professional advice. Please consult with your contractor, engineer or design professionals for application to your system. For continual product development, LG Electronics U.S.A., Inc. reserves the right to change specifications without notice. For more technical materials such as submittals, engineering manuals, and catalogs, visit www.lghvac.com. The information provided about third party products, references to third party brands, and links to third party websites is for informational purposes only and does not constitute an endorsement or recommendation, or any offer or solicitation to buy or sell any third-party services or products of any kind.

The technical information shown is meant for licensed HVAC professionals with a working knowledge of the basic refrigeration cycle and the processes necessary to safely service air conditioning equipment sold by LG in the continental United States, Alaska, and Hawaii. Installation and any service work performed must be done by a qualified contractor who has completed LG training to install and repair the LG equipment. Due to LG's policy of continuous product innovation of LG HVAC products, the most current data may be accessed on our website www.LGHVAC.com. LG disclaims any and all responsibility for improper installation of LG products, and any other claims, damages or liabilities arising from dealings with the contractor(s), including those contractors which are part of LG's referral program. Please refer to Resources for more information on the product's limited warranty, which sets forth the full terms and conditions, including, but not limited to, requirements regarding the use of a qualified contractor.

LG, the LG logo, and LG Life's Good, are registered trademarks of LG Corp. ENERGY STAR and the ENERGY STAR mark are registered trademarks owned by the U.S. Environmental Protection Agency. AHRI Certified is a registered trademark of the Air-Conditioning, Heating, and Refrigeration Institute. The AHRI Certified® mark indicates LG Electronics (LG) participation in the AHRI Certification program. For verification of individual certified products, go to www.ahridirectory.org. CSA Group® is a registered trademark of Canadian Standards Association. All indoor and outdoor units are certified by the CSA Group. All other trademarks are the property of their respective owners.

LG Electronics U.S.A., Inc. Air Conditioning Technologies 4300 North Point Parkway, Alpharetta, GA 30022 www.lghvac.com Visit LGHVAC.com for more information. Product specifications may be changed or modified from time to time by LGEUS in its sole discretion.

Copyright © 2025 LG Electronics U.S.A., Inc. ALL RIGHTS RESERVED.



Mega



Residential Single-Zone



Driving Advanced Performance



Models: KNSAC091A, KNSAC121A, KNSAC181A, KNSAC241A

LG's Mega heat pump duct-free split solutions are available in capacities of 9,000, 12,000, 18,000, and 24,000 Btu/h. Featuring energy-efficient Inverter technology, these units are easily controlled via the included standard wireless remote, allowing for increased end-user flexibility.

- **Wide Operating Range:** Built-in low ambient operation supports cooling down to 14 °F.
- **Customizable Comfort:** Features two-way auto swing, Natural Wind for natural airflow, and Jet Cool/Jet Heat for rapid temperature adjustment.

- **Convenient Controls:** Includes a 24-hour on/off timer, auto changeover, auto restart, and sleep mode for effortless operation.
- **User-Friendly Features:** Includes a cooling-only function, defrost control, and a temperature display on the indoor unit.
- **Efficient Performance:** Inverter variable-speed compressor can provide energy savings and consistent operation.

Life's Good.



Mega



Residential Single-Zone

Specification			9 kBtu/h	12 kBtu/h	18 kBtu/h	24 kBtu/h
System			KSSAC091A	KSSAC121A	KSSAC181A	KSSAC241A
Indoor Unit			KNSAC091A	KNSAC121A	KNSAC181A	KNSAC241A
Outdoor Unit			KUSAC091A	KUSAC121A	KUSAC181A	KUSAC241A
Capacity	Cooling Capacity (Min ~ Rated ~ Max)	Btu/h	3,070~9,000~11,980	3,070~11,000~13,780	3,685~18,000~19,600	3,685~21,200~24,500
	Heating Capacity (Min ~ Rated ~ Max)	Btu/h	3,070~10,900~12,930	3,070~12,000~13,780	3,685~19,000~23,000	3,685~22,000~25,260
	Max Heating Capacity at 17 °F	Btu/h	9,810 (90%)	10,560 (88%)	15,800 (83%)	17,700 (80%)
	Max Heating Capacity at 5 °F	Btu/h	7,700 (71%)	8,400 (70%)	13,300 (70%)	13,800 (63%)
	SEER2		21.0	20.0	21.0	20.0
	EER2		12.5	12.3	12.5	12.3
HSPF2			9.2	9.0	9.4	8.8
Power	Voltage (IDU)	V, Hz, Ø	208/230, 60, 1	208/230, 60, 1	208/230, 60, 1	208/230, 60, 1
	Voltage (ODU)	V, Hz, Ø	208/230, 60, 1	208/230, 60, 1	208/230, 60, 1	208/230, 60, 1
	Cooling Power Input (Min ~ Rated ~ Max)	kW	0.20~0.72~1.33	0.20~0.894~1.44	0.238~1.44~2.10	0.24~1.723~2.70
	Heating Power Input (Min ~ Rated ~ Max)	kW	0.195~0.838~1.40	0.195~0.965~1.55	0.238~1.50~2.35	0.24~1.894~2.50
	MCA / MOCP	A	10.0 / 15.0	10.0 / 15.0	15.0 / 20.0	15.0 / 20.0
	Power Communication Wiring	No. x AWG	4 x 14	4 x 14	4 x 14	4 x 14
	Rated Amps (Cooling / Heating)	A	5.2 / 7.3	5.2 / 7.3	10.1 / 10.6	10.1 / 10.6
	ODU Operation Range Heating	°F WB	5 to 65	5 to 65	5 to 65	5 to 65
Operation Range	ODU Operation Range Cooling	°F DB	14 to 118	14 to 118	14 to 118	14 to 118
	IDU Operation Range Heating	°F WB	60 to 86	60 to 86	60 to 86	60 to 86
	IDU Operation Range Cooling	°F DB	53 to 75	53 to 75	53 to 75	53 to 75
	Setpoint Range Cooling	°F	64 to 86	64 to 86	64 to 86	64 to 86
Dimensions	Setpoint Range Heating	°F	60 to 86	60 to 86	60 to 86	60 to 86
	IDU Dimensions (W x H x D)	in	32 ¹⁵ / ₁₆ x 12 ¹ / ₈ x 7 ⁷ / ₁₆	32 ¹⁵ / ₁₆ x 12 ¹ / ₈ x 7 ⁷ / ₁₆	39 ⁹ / ₃₂ x 13 ¹⁹ / ₃₂ x 8 ⁹ / ₃₂	39 ⁹ / ₃₂ x 13 ¹⁹ / ₃₂ x 8 ⁹ / ₃₂
	ODU Dimensions (W x H x D)	in	28 ⁷ / ₃₂ x 19 ¹ / ₂ x 9 ¹ / ₁₆	28 ⁷ / ₃₂ x 19 ¹ / ₂ x 9 ¹ / ₁₆	34 ¹ / ₄ x 25 ¹⁹ / ₃₂ x 13	34 ¹ / ₄ x 25 ¹⁹ / ₃₂ x 13
Weight	IDU Weight (Net / Shipping)	lbs	19.2 / 22	19.2 / 22	26 / 30	26 / 30
	ODU Weight (Net / Shipping)	lbs	55.3 / 60	55.3 / 60	92.6 / 102.5	92.6 / 102.5
Unit Data	Airflow Rate Cooling (Max / H / M / L)	CFM	459 / 353 / 264 / 148	459 / 353 / 264 / 148	689 / 512 / 459 / 371	689 / 512 / 459 / 371
	Airflow Rate Heating (Max / H / M / L)	CFM	459 / 353 / 254 / 198	459 / 353 / 254 / 198	653 / 565 / 477 / 388	653 / 565 / 477 / 388
	Dehumidification	pts/hr	2.32	2.75	3.38	3.38
	Compressor Type		Twin Rotary x 1	Twin Rotary x 1	Twin Rotary x 1	Twin Rotary x 1
Sound Pressure	Refrigerant Type		R32	R32	R32	R32
	Indoor Cooling (H / M / L / SL)	dB(A)	42 / 36 / 28 / 21	42 / 36 / 28 / 21	48 / 43 / 38 / 32	48 / 43 / 38 / 32
	Indoor Heating (H / M / L)	dB(A)	42 / 36 / 28	42 / 36 / 28	48 / 43 / 38	48 / 43 / 38
Piping	Outdoor Max (Cool / Heat)	dB(A)	50 / 50	50 / 50	55 / 55	55 / 55
	Liquid Pipe (Connection / Pipe Size)	in	¹ / ₄ Flare / ¹ / ₄ Flare	¹ / ₄ Flare / ¹ / ₄ Flare	¹ / ₄ Flare / ¹ / ₄ Flare	¹ / ₄ Flare / ¹ / ₄ Flare
	Vapor Pipe (Connection / Pipe Size)	in	³ / ₈ Flare / ³ / ₈ Flare	³ / ₈ Flare / ³ / ₈ Flare	¹ / ₂ Flare / ¹ / ₂ Flare	¹ / ₂ Flare / ¹ / ₂ Flare
	Pipe Length (Min / Standard / Max)	ft	9.8 / 24.6 / 49.2	9.8 / 24.6 / 49.2	9.8 / 24.6 / 65.6	9.8 / 24.6 / 65.6
	Piping Length (no add'l refrigerant)	ft	24.6	24.6	24.6	24.6
	Max Pipe Elevation	ft	23	23	32.8	32.8
	Pre Charge	Oz	24.7	24.7	38.8	38.8
	Additional Refrigerant	oz/ft	0.16	0.16	0.22	0.22
	Drain (OD, ID)	in	²⁷ / ₃₂ , ⁵ / ₈	²⁷ / ₃₂ , ⁵ / ₈	²⁷ / ₃₂ , ⁵ / ₈	²⁷ / ₃₂ , ⁵ / ₈
ENERGY STAR® / Cold Climate			Yes / Yes	Yes / Yes	Yes / Yes	Yes / No

LG Electronics USA, Inc.

Air Conditioning Technologies
4300 North Point Parkway Alpharetta, GA 30022
www.lghvac.com



Residential Multi-Zone Proper sizing and installation of equipment is critical to achieve optimal performance. Split system air conditioners and heat pumps (excluding ductless systems) must be matched with appropriate coil components to meet ENERGY STAR® criteria. Ask your contractor for details or visit www.energystar.gov.

Legal Disclaimer: All material provided herein is for informational or educational purposes only. It is not intended to be a substitute for professional advice. Please consult with your contractor, engineer or design professionals for application to your system. For continual product development, LG Electronics U.S.A., Inc. reserves the right to change specifications without notice. For more technical materials such as submittals, engineering manuals, and catalogs, visit www.lghvac.com. The information provided about third party products, references to third party brands, and links to third party websites is for informational purposes only and does not constitute an endorsement or recommendation, or any offer or solicitation to buy or sell any third-party services or products of any kind.

The technical information shown is meant for licensed HVAC professionals with a working knowledge of the basic refrigeration cycle and the processes necessary to safely service air conditioning equipment sold by LG in the continental United States, Alaska, and Hawaii. Installation and any service work performed must be done by a qualified contractor who has completed LG training to install and repair the LG equipment. Due to LG's policy of continuous product innovation of LG HVAC products, the most current data may be accessed on our website www.LGHVAC.com. LG disclaims any and all responsibility for improper installation of LG products, and any other claims, damages or liabilities arising from dealings with the contractor(s), including those contractors which are part of LG's referral program. Please refer to Resources for more information on the product's limited warranty, which sets forth the full terms and conditions, including, but not limited to, requirements regarding the use of a qualified contractor.

LG, the LG logo, and LG Life's Good, are registered trademarks of LG Corp. ENERGY STAR and the ENERGY STAR mark are registered trademarks owned by the U.S. Environmental Protection Agency. AHRI Certified is a registered trademark of the Air-Conditioning, Heating, and Refrigeration Institute. The AHRI Certified® mark indicates LG Electronics (LG) participation in the AHRI Certification program. For verification of individual certified products, go to www.ahridirectory.org. CSA Group® is a registered trademark of Canadian Standards Association. All indoor and outdoor units are certified by the CSA Group. All other trademarks are the property of their respective owners.

LG Electronics U.S.A., Inc. Air Conditioning Technologies 4300 North Point Parkway, Alpharetta, GA 30022 www.lghvac.com Visit LGHVAC.com for more information. Product specifications may be changed or modified from time to time by LGEUS in its sole discretion.

Copyright © 2025 LG Electronics U.S.A., Inc. ALL RIGHTS RESERVED.



Mid Static Ducted



Residential Single-Zone



Flexible, Quiet, and Hidden Climate Control

Models: KNUJB091A, KNUJB121A, KNUJB181A, KNUJB241A, KNUJB301A, KNUJB361A, KNUJB421A, KNUJB481A

Mid Static Ducted indoor units deliver heating and cooling for large spaces or multiple rooms through short duct runs. With flexible installation options, these units can be placed in attics, ceilings, or beneath floors, providing quiet and discreet operation. Additionally, these units can be installed vertically (with an install kit at extra cost) for even more versatility. These units are an ideal choice for customizable, high-performance climate control.

- **Built-In Drain Pump:** Simplifies condensate management.
- **Convertible Return Options:** Supports both bottom and rear return configurations.
- **Versatile Installation:** Suitable for horizontal or vertical setups with the Vertical Installation Kit.
- **Enhanced ESP Capability:** Operates effectively with external static pressure up to 0.59 in. wg.

Life's Good.

ThinQ®



Mid Static Ducted



Residential Single-Zone

Specification			9 kBtu/h	12 kBtu/h	18 kBtu/h	24 kBtu/h
System			KSUJB091A	KSUJB121A	KSUJB181A	KSUJB241A
Indoor Unit			KNUJB091A	KNUJB121A	KNUJB181A	KNUJB241A
Outdoor Unit			KUSXB091A	KUSXB121A	KUSXB181A	KUSXB241A
Capacity	Cooling Capacity (Min ~ Rated ~ Max)	Btu/h	3,600 ~ 9,000 ~ 10,700	4,640 ~ 12,000 ~ 14,000	7,400 ~ 18,000 ~ 22,000	9,300 ~ 23,000 ~ 28,000
	Heating Capacity (Min ~ Rated ~ Max)	Btu/h	5,600 ~ 13,500 ~ 16,000	6,400 ~ 15,000 ~ 17,800	7,000 ~ 20,000 ~ 24,000	10,800 ~ 27,000 ~ 30,000
	Max Heating Capacity at 17 °F	Btu/h	11,700	13,100	20,800	26,000
	Max Heating Capacity at 5 °F	Btu/h	10,500	11,000	19,000	24,000
	Max Heating Capacity at 4 °F	Btu/h	9,500	10,000	17,600	21,000
	SEER2		16.4	16.4	17.5	17
	EER2		12.2	12	12.4	11.8
HSPF2			10.40	10.50	9.2	9.5
Power	Voltage (IDU)	V, Hz, Ø	208/230, 60, 1	208/230, 60, 1	208/230, 60, 1	208/230, 60, 1
	Voltage (ODU)	V, Hz, Ø	208/230, 60, 1	208/230, 60, 1	208/230, 60, 1	208/230, 60, 1
	Cooling Power Input (Min ~ Rated ~ Max)	kW	0.20 ~ 0.74 ~ 1.13	0.26 ~ 1.00 ~ 1.44	0.5 ~ 1.45 ~ 2.50	0.70 ~ 1.95 ~ 3.10
	Heating Power Input (Min ~ Rated ~ Max)	kW	0.26 ~ 1.030 ~ 1.59	0.37 ~ 1.160 ~ 1.76	0.50 ~ 1.60 ~ 2.40	0.55 ~ 2.14 ~ 3.10
	MCA / MOCP	A	13.4 / 15	13.4 / 15	16.0 / 25	16.0 / 25
	Power Communication Wiring	No. x AWG	3 x 12	3 x 12	3 x 12	3 x 12
	Rated Amps	A	9	9	11.5	11.5
Operation Range	ODU Operation Range Heating	°F WB	4 to 64	4 to 64	4 to 64	4 to 64
	ODU Operation Range Cooling	°F DB	5 to 118	5 to 118	5 to 118	5 to 118
	IDU Operation Range Heating	°F WB	57 to 77	57 to 77	57 to 77	57 to 77
	IDU Operation Range Cooling	°F DB	59 to 81	59 to 81	59 to 81	59 to 81
	Setpoint Range Cooling	°F	65 to 86	65 to 86	65 to 86	65 to 86
	Setpoint Range Heating	°F	61 to 86	61 to 86	61 to 86	61 to 86
Dimensions	IDU Dimensions (W x H x D)	in	35 ⁷ / ₁₆ x 9 ²¹ / ₃₂ x 27 ⁹ / ₁₆	35 ⁷ / ₁₆ x 9 ²¹ / ₃₂ x 27 ⁹ / ₁₆	35 ⁷ / ₁₆ x 9 ²¹ / ₃₂ x 27 ⁹ / ₁₆	35 ⁷ / ₁₆ x 9 ²¹ / ₃₂ x 27 ⁹ / ₁₆
	ODU Dimensions (W x H x D)	in	30 ⁵ / ₁₆ x 21 ¹⁵ / ₃₂ x 11 ¹¹ / ₃₂	30 ⁵ / ₁₆ x 21 ¹⁵ / ₃₂ x 11 ¹¹ / ₃₂	37 ¹³ / ₃₂ x 32 ²⁷ / ₃₂ x 13	37 ¹³ / ₃₂ x 32 ²⁷ / ₃₂ x 13
Weight	IDU Weight (Net / Shipping)	lbs	61.7 / 71.7	61.7 / 71.7	61.5 / 71.7	64.2 / 74.3
	ODU Weight (Net / Shipping)	lbs	75.0 / 79.4	75.0 / 79.4	136 / 154.3	136 / 154.3
Unit Data	Airflow Rate (Max / H / M / L)	CFM	353.1 / 317.8 / 282.5	494.4 / 423.8 / 353.1	635.7 / 529.7 / 423.8	706.3 / 547.4 / 459.1
	Dehumidification	pts/hr	0.35	1.27	2.75	4.23
	Compressor Type		Rotary x 1	Rotary x 1	Twin Rotary x 1	Twin Rotary x 1
	Refrigerant Type		R32	R32	R32	R32
Sound Pressure	Indoor Cooling (H / M / L)	dB(A)	28 / 27 / 26	31 / 29 / 28	36 / 32 / 29	38 / 33 / 30
	Indoor Heating (H / M / L)	dB(A)	28 / 27 / 26	31 / 29 / 28	36 / 32 / 29	38 / 33 / 30
	Outdoor Max (Cool / Heat)	dB(A)	47 / 51	49 / 52	48 / 52	48 / 52
Piping	ODU Liquid Pipe (Connection / Pipe Size)	in	¹ / ₄	¹ / ₄	³ / ₈	³ / ₈
	ODU Vapor Pipe (Connection / Pipe Size)	in	³ / ₈	³ / ₈	⁵ / ₈	⁵ / ₈
	Pipe Length (Min / Standard / Max)	ft	16.4 / 65.6	16.4 / 65.6	16.4 / 164	16.4 / 164
	Piping Length (no add'l refrigerant)	ft	24.6	24.6	24.6	24.6
	Max Pipe Elevation	ft	49.2	49.2	98.4	98.4
	Pre Charge	Oz	38.8	38.8	38.8	38.8
	Additional Refrigerant	oz/ft	0.22	0.22	0.22	0.22
Drain (OD, ID)			in	1 ¹ / ₄ , 1	1 ¹ / ₄ , 1	1 ¹ / ₄ , 1



Mid Static



Residential Single-Zone

Specification			30 kBtu/h	36 kBtu/h	42 kBtu/h	48 kBtu/h
System			KSUJB301A	KSUJB361A	KSSJB421A	KSSJB421A
Indoor Unit			KNUJB301A	KNUJB361A	KNUJB421A	KNUJB481A
Outdoor Unit			KUSXB301A	KUSXB361A	KUSXB421A	KUSXB481A
Capacity	Cooling Capacity (Min ~ Rated ~ Max)	Btu/h	11,800 ~ 29,000 ~ 34,000	14,400 ~ 36,000 ~ 41,400	16,800 ~ 42,000 ~ 48,700	18,000 ~ 46,500 ~ 53,000
	Heating Capacity (Min ~ Rated ~ Max)	Btu/h	14,000 ~ 34,000 ~ 37,000	16,000 ~ 40,000 ~ 42,200	18,800 ~ 48,000 ~ 49,800	19,000 ~ 52,000 ~ 54,000
	Max Heating Capacity at 17 °F	Btu/h	32,000	38,000	41,500	41,500
	Max Heating Capacity at 5 °F	Btu/h	30,400	34,600	39,000	40,000
	Max Heating Capacity at -4 °F	Btu/h	26,400	31,000	34,900	36,650
	SEER2		18.5	18.5	18.30	17.50
	EER2		11.7	12.1	12.00	11.70
HSPF2			9.4	9.3	9.00	9.10
Power	Voltage (IDU)	V, Hz, Ø	208/230, 60, 1	208/230, 60, 1	208/230, 60, 1	208/230, 60, 1
	Voltage (ODU)	V, Hz, Ø	208/230, 60, 1	208/230, 60, 1	208/230, 60, 1	208/230, 60, 1
	Cooling Power Input (Min ~ Rated ~ Max)	kW	0.80 ~ 2.48 ~ 3.80	0.72 ~ 2.98 ~ 4.00	1.26 ~ 3.50 ~ 5.60	1.49 ~ 3.97 ~ 5.90
	Heating Power Input (Min ~ Rated ~ Max)	kW	0.90 ~ 2.85 ~ 4.00	0.77 ~ 3.26 ~ 4.20	1.27 ~ 3.74 ~ 5.05	1.59 ~ 4.12 ~ 5.49
	MCA / MOCP	A	19.1 / 30	32.0 / 35	32.0 / 40	32.0 / 40
	Power Communication Wiring	No. x AWG	3 x 12	3 x 10	3 x 10	3 x 10
	Rated Amps	A	14.0	22.0	22.0	22.0
Operation Range	ODU Operation Range Heating	°F WB	-4 to 64	-4 to 64	-4 to 64	-4 to 64
	ODU Operation Range Cooling	°F DB	5 to 118	5 to 118	5 to 118	5 to 118
	IDU Operation Range Heating	°F WB	57 to 77	57 to 77	57 to 77	57 to 77
	IDU Operation Range Cooling	°F DB	59 to 81	59 to 81	59 to 81	59 to 81
	Setpoint Range Cooling	°F	65 to 86	65 to 86	65 to 86	65 to 86
	Setpoint Range Heating	°F	61 to 86	61 to 86	61 to 86	61 to 86
Dimensions	IDU Dimensions (W x H x D)	in	49 ³ / ₁₆ x 10 ⁵ / ₈ x 27 ⁹ / ₁₆	49 ³ / ₁₆ x 10 ⁵ / ₈ x 27 ⁹ / ₁₆	49 ³ / ₁₆ x 10 ⁵ / ₈ x 27 ⁹ / ₁₆	49 ³ / ₁₆ x 10 ⁵ / ₈ x 27 ⁹ / ₁₆
	ODU Dimensions (W x H x D)	in	37 ¹³ / ₃₂ x 32 ²⁷ / ₃₂ x 13	37 ¹³ / ₃₂ x 32 ²⁷ / ₃₂ x 13	37 ¹³ / ₃₂ x 32 ²⁷ / ₃₂ x 13	37 ¹³ / ₃₂ x 32 ²⁷ / ₃₂ x 13
Weight	IDU Weight (Net / Shipping)	lbs	85.3 / 98.3	85.3 / 98.3	96.6 / 110.7	96.6 / 110.7
	ODU Weight (Net / Shipping)	lbs	141.1 / 159.4	190.2 / 214.3	190.2 / 214.3	190.2 / 214.3
Unit Data	Airflow Rate (Max / H / M / L)	CFM	989 / 848 / 741	1130 / 989 / 848	1412 / 1200 / 988	1765 / 1589 / 1412
	Dehumidification	pts/hr	5.6	7.17	7.9	8.06
	Compressor Type		R1 Scroll x 1	R1 Scroll x 1	R1 Scroll x 1	R1 Scroll x 1
	Refrigerant Type		R32	R32	R32	R32
Sound Pressure	Indoor Cooling (H / M / L)	dB(A)	34 / 33 / 32	36 / 34 / 33	39 / 38 / 36	42 / 40 / 39
	Indoor Heating (H / M / L)	dB(A)	34 / 33 / 32	36 / 34 / 33	39 / 38 / 36	42 / 40 / 39
	Outdoor Max (Cool / Heat)	dB(A)	52 / 54	52 / 54	54 / 56	54 / 56
Piping	ODU Liquid Pipe (Connection / Pipe Size)	in	³ / ₈	³ / ₈	³ / ₈	³ / ₈
	ODU Vapor Pipe (Connection / Pipe Size)	in	⁵ / ₈	⁵ / ₈	⁵ / ₈	⁵ / ₈
	Pipe Length (Min / Standard / Max)	ft	16.4 / 164	16.4 / 164	16.4 / 246	16.4 / 246
	Piping Length (no add'l refrigerant)	ft	24.6	24.6	24.6	24.6
	Max Pipe Elevation	ft	98.4	98.4	98.4	98.4
	Pre-Charge	Oz	67	106	106	106
	Additional Refrigerant	oz/ft	0.38	0.43	0.43	0.43
	Drain (OD, ID)	in	1 ¹ / ₄ , 1	1 ¹ / ₄ , 1	1 ¹ / ₄ , 1	1 ¹ / ₄ , 1

LG Electronics USA, Inc.

Air Conditioning Technologies

4300 North Point Parkway Alpharetta, GA 30022

www.lghvac.com

Residential Multi-Zone Proper sizing and installation of equipment is critical to achieve optimal performance. Split system air conditioners and heat pumps (excluding ductless systems) must be matched with appropriate coil components to meet ENERGY STAR® criteria. Ask your contractor for details or visit www.energystar.gov.

Legal Disclaimer: All material provided herein is for informational or educational purposes only. It is not intended to be a substitute for professional advice. Please consult with your contractor, engineer or design professionals for application to your system. For continual product development, LG Electronics U.S.A., Inc., reserves the right to change specifications without notice. For more technical materials such as submittals, engineering manuals, and catalogs, visit www.lghvac.com. The information provided about third party products, references to third party brands, and links to third party websites is for informational purposes only and does not constitute an endorsement or recommendation, or any offer or solicitation to buy or sell any third-party services or products of any kind.

The technical information shown is meant for licensed HVAC professionals with a working knowledge of the basic refrigeration cycle and the processes necessary to safely service air conditioning equipment sold by LG in the continental United States, Alaska, and Hawaii. Installation and any service work performed must be done by a qualified contractor who has completed LG training to install and repair the LG equipment. Due to LG's policy of continuous product innovation of LG HVAC products, the most current data may be accessed on our website www.LGHVAC.com. LG disclaims any and all responsibility for improper installation of LG products, and any other claims, damages or liabilities arising from dealings with the contractor(s), including those contractors which are part of LG's referral program. Please refer to Resources for more information on the product's limited warranty, which sets forth the full terms and conditions, including, but not limited to, requirements regarding the use of a qualified contractor.

LG, the LG logo, and LG Life's Good, are registered trademarks of LG Corp. ENERGY STAR and the ENERGY STAR mark are registered trademarks owned by the U.S. Environmental Protection Agency. AHRI Certified is a registered trademark of the Air-Conditioning, Heating, and Refrigeration Institute. The AHRI Certified® mark indicates LG Electronics (LG) participation in the AHRI Certification program. For verification of individual certified products, go to www.ahridirectory.org. CSA Group® is a registered trademark of Canadian Standards Association. All indoor and outdoor units are certified by the CSA Group. All other trademarks are the property of their respective owners.

LG Electronics U.S.A., Inc. Air Conditioning Technologies 4300 North Point Parkway, Alpharetta, GA 30022 www.lghvac.com Visit LGHVAC.com for more information. Product specifications may be changed or modified from time to time by LGEUS in its sole discretion.

Copyright © 2025 LG Electronics U.S.A., Inc. ALL RIGHTS RESERVED.



Unitary Small HP
AHRI Standard 210/240
Certification applies only when the complete system
is tested with AHRI.



Standard Efficiency




Residential Single-Zone



Reliable Comfort, Smart Efficiency

LG's Standard Efficiency heat pump duct-free split systems are available in capacities of 9,000, 12,000, 18,000, and 24,000 Btu/h. These single-zone systems feature Inverter technology and can be easily controlled with the included remote.



Models: KNSAE091A, KNSAE121A, KNSAE181A, KNSAE241A

- **Inverter Technology:** Ensures optimal performance and reduced energy consumption across a wide range of capacities.
- **Convenient Operation:** Standard wireless remote included for user-friendly control.
- **Enhanced Airflow Control:** Includes Auto Swing or Chaos Wind for natural breeze simulation, and Jet Cool/Jet Heat modes for rapid temperature adjustment.
- **Integrated Features:** Built-in condensate sensor connection for effective drainage and a temperature display on the indoor unit for added convenience.

Life's Good.

ThinQ®



Standard Efficiency



Residential Single-Zone

Specification			9 kBtu/h	12 kBtu/h	18 kBtu/h	24 kBtu/h
	System		KSSAE091A	KSSAE121A	KSSAE181A	KSSAE241A
	Indoor Unit		KNSAE091A	KNSAE121A	KNSAE181A	KNSAE241A
	Outdoor Unit		KUSAE091A	KUSAE121A	KUSAE181A	KUSAE241A
Capacity	Cooling Capacity (Min ~ Rated ~ Max)	Btu/h	3,070-9,000-11,980	3,070-11,000-13,780	3,685-18,000-19,600	3,685-21,200-24,500
	Heating Capacity (Min ~ Rated ~ Max)	Btu/h	3,070-10,900-12,930	3,070-12,000-13,780	3,685-19,000-23,000	3,685-22,000-25,260
	Max Heating Capacity at 17 °F	Btu/h	9,810 (90%)	10,560 (88%)	15,800 (83%)	17,700 (80%)
	Max Heating Capacity at 5 °F	Btu/h	7,700 (71%)	8,400 (70%)	13,300 (70%)	13,800 (63%)
	SEER2		18.0	18.0	18.0	18.0
	EER2		12.0	12.0	12.0	12.0
Power	HSPF2		8.7	8.5	8.9	8.3
	Voltage (IDU)	V, Hz, Ø	208/230, 60, 1	208/230, 60, 1	208/230, 60, 1	208/230, 60, 1
	Voltage (ODU)	V, Hz, Ø	208/230, 60, 1	208/230, 60, 1	208/230, 60, 1	208/230, 60, 1
	Cooling Power Input (Min ~ Rated ~ Max)	kW	0.2-0.75-1.4	0.2-0.917-1.540	0.238-1.500-2.180	0.240-1.767-2.800
	Heating Power Input (Min ~ Rated ~ Max)	kW	0.195-0.885-1.5	0.195-1.02-1.64	0.238-1.60-2.45	0.24-2.02-2.60
	MCA / MOCP	A	10.0 / 15.0	10.0 / 15.0	15.0 / 20.0	15.0 / 20.0
Operation Range	Power Communication Wiring	No. x AWG	4 x 14	4 x 14	4 x 14	4 x 14
	Rated Amps (Cooling/Heating)	A	5.2/7.3	5.2/7.3	10.1/10.6	10.1/10.6
	ODU Operation Range Heating	°F WB	5 to 65	5 to 65	5 to 65	5 to 65
	ODU Operation Range Cooling	°F DB	14 to 118	14 to 118	14 to 118	14 to 118
	IDU Operation Range Heating	°F WB	60 to 86	60 to 86	60 to 86	60 to 86
	IDU Operation Range Cooling	°F DB	53 to 75	53 to 75	53 to 75	53 to 75
Dimensions	Setpoint Range Cooling	°F	64 to 86	64 to 86	64 to 86	64 to 86
	Setpoint Range Heating	°F	60 to 86	60 to 86	60 to 86	60 to 86
	IDU Dimensions (W x H x D)	in	32 ¹⁵ / ₁₆ x 12 ¹ / ₈ x 7 ⁷ / ₁₆	32 ¹⁵ / ₁₆ x 12 ¹ / ₈ x 7 ⁷ / ₁₆	39 ⁹ / ₃₂ x 13 ¹⁹ / ₃₂ x 8 ⁹ / ₃₂	39 ⁹ / ₃₂ x 13 ¹⁹ / ₃₂ x 8 ⁹ / ₃₂
Weight	ODU Dimensions (W x H x D)	in	28 ⁷ / ₃₂ x 19 ¹ / ₂ x 9 ¹ / ₁₆	28 ⁷ / ₃₂ x 19 ¹ / ₂ x 9 ¹ / ₁₆	34 ¹ / ₄ x 25 ¹⁹ / ₃₂ x 13	34 ¹ / ₄ x 25 ¹⁹ / ₃₂ x 13
	IDU Weight (Net / Shipping)	lbs	19.2 / 22	19.2 / 22	26 / 30	26 / 30
Unit Data	ODU Weight (Net / Shipping)	lbs	55.3 / 60	55.3 / 60	92.6 / 102.5	92.6 / 102.5
	Airflow Rate Cooling Max (H / M / L)	CFM	459 / 353 / 264 / 148	459 / 353 / 264 / 148	689 / 512 / 459 / 371	689 / 512 / 459 / 371
	Airflow Rate Heating Max (H / M / L)	CFM	459 / 353 / 254 / 198	459 / 353 / 254 / 198	653 / 565 / 477 / 388	653 / 565 / 477 / 388
	Dehumidification	pts/hr	2.32	2.75	3.38	3.38
	Compressor Type		Twin Rotary x 1	Twin Rotary x 1	Twin Rotary x 1	Twin Rotary x 1
	Refrigerant Type		R32	R32	R32	R32
Sound Pressure	Indoor Cooling (H / M / L / SL)	dB(A)	42 / 36 / 28 / 21	42 / 36 / 28 / 21	48 / 43 / 38 / 32	48 / 43 / 38 / 32
	Indoor Heating (H / M / L)	dB(A)	42 / 36 / 28	42 / 36 / 28	48 / 43 / 38	48 / 43 / 38
	Outdoor Max (Cool / Heat)	dB(A)	50 / 50	50 / 50	55 / 55	55 / 55
Piping	Liquid Pipe (Connection / Pipe Size)	in	¹ / ₄ Flare / ¹ / ₄ Flare	¹ / ₄ Flare / ¹ / ₄ Flare	¹ / ₄ Flare / ¹ / ₄ Flare	¹ / ₄ Flare / ¹ / ₄ Flare
	Vapor Pipe (Connection / Pipe Size)	in	³ / ₈ Flare / ³ / ₈ Flare	³ / ₈ Flare / ³ / ₈ Flare	¹ / ₂ Flare / ¹ / ₂ Flare	¹ / ₂ Flare / ¹ / ₂ Flare
	Pipe Length (Min / Standard / Max)	ft	9.8 / 24.6 / 49.2	9.8 / 24.6 / 49.2	9.8 / 24.6 / 65.6	9.8 / 24.6 / 65.6
	Piping Length (no add'l refrigerant)	ft	24.6	24.6	24.6	24.6
	Max Pipe Elevation	ft	23	23	32.8	32.8
	Pre Charge	Oz	24.7	24.7	39.8	38.8
	Additional Refrigerant	oz/ft	0.16	0.16	0.22	0.22
	Drain (OD, ID)	in	²⁷ / ₃₂ , ⁵ / ₈	²⁷ / ₃₂ , ⁵ / ₈	²⁷ / ₃₂ , ⁵ / ₈	²⁷ / ₃₂ , ⁵ / ₈

LG Electronics USA, Inc.

Air Conditioning Technologies

4300 North Point Parkway Alpharetta, GA 30022

www.lghvac.com

Residential Multi-Zone Proper sizing and installation of equipment is critical to achieve optimal performance. Split system air conditioners and heat pumps (excluding ductless systems) must be matched with appropriate coil components to meet ENERGY STAR® criteria. Ask your contractor for details or visit www.energystar.gov.

Legal Disclaimer: All material provided herein is for informational or educational purposes only. It is not intended to be a substitute for professional advice. Please consult with your contractor, engineer or design professionals for application to your system. For continual product development, LG Electronics U.S.A., Inc. reserves the right to change specifications without notice. For more technical materials such as submittals, engineering manuals, and catalogs, visit www.lghvac.com. The information provided about third party products, references to third party brands, and links to third party websites is for informational purposes only and does not constitute an endorsement or recommendation, or any offer or solicitation to buy or sell any third-party services or products of any kind.

The technical information shown is meant for licensed HVAC professionals with a working knowledge of the basic refrigeration cycle and the processes necessary to safely service air conditioning equipment sold by LG in the continental United States, Alaska, and Hawaii. Installation and any service work performed must be done by a qualified contractor who has completed LG training to install and repair the LG equipment. Due to LG's policy of continuous product innovation of LG HVAC products, the most current data may be accessed on our website www.LGHVAC.com. LG disclaims any and all responsibility for improper installation of LG products, and any other claims, damages or liabilities arising from dealings with the contractor(s), including those contractors which are part of LG's referral program. Please refer to Resources for more information on the product's limited warranty, which sets forth the full terms and conditions, including, but not limited to, requirements regarding the use of a qualified contractor.

LG, the LG logo, and LG Life's Good, are registered trademarks of LG Corp. ENERGY STAR and the ENERGY STAR mark are registered trademarks owned by the U.S. Environmental Protection Agency. AHRI Certified is a registered trademark of the Air-Conditioning, Heating, and Refrigeration Institute. The AHRI Certified® mark indicates LG Electronics (LG) participation in the AHRI Certification program. For verification of individual certified products, go to www.ahridirectory.org. CSA Group® is a registered trademark of Canadian Standards Association. All indoor and outdoor units are certified by the CSA Group. All other trademarks are the property of their respective owners.

LG Electronics U.S.A., Inc. Air Conditioning Technologies 4300 North Point Parkway, Alpharetta, GA 30022 www.lghvac.com Visit LGHVAC.com for more information. Product specifications may be changed or modified from time to time by LGEUS in its sole discretion.

Copyright © 2025 LG Electronics U.S.A., Inc. ALL RIGHTS RESERVED.

